

CHAPTER V

CONCLUSION

This chapter consists of two sections. The first section is the conclusion in which all main points in the previous chapters were summarized. The second section is the suggestion in which certain points are put forward for other students who are interested to develop an audio visual material as well.

5.1. Conclusion

In brief, this project has achieved its purpose which is to develop an audio visual listening supplementary material for elementary six students. This development yielded:

- DVD which shows “good” qualities in both audio and visual.
- Booklet for teachers that contains the whole script of the DVD.
- Booklet for the students that contains students’ worksheets.

Based on the evaluation from the experts, most of them agreed that the DVD has good quality both pictures and sounds. Therefore the aim of this materials development, which is to create an interesting audio visual listening materials, is fulfilled.

5.2. Suggestions

After finishing the project for this thesis, the writer received some inputs and suggestions from the experts. Those are the things that the writer would like to share in order to improve the development of listening material in the form of audio visual.

In making an audio visual material especially to teach listening, the most important aspect is clear sound/voice from the speakers. The speakers must speak clearly and not too fast. If you want to make it in a form of audio visual, give as clear illustrations as you can. When the dialogue happens in the market, try to show the real situation of a market. Such visualizations help the weak students to understand more about the story/dialogue. Therefore, they will not feel that they are left behind or abandoned in the classroom.

Since it is going to be taught to students, there is a suggestion to involve some children in the material. When there are children, the students might feel motivated to be as good as the children in the material. Hopefully, they will try hard to understand what the dialogue is about.

It is also suggested that in the future, teacher candidates develop an interactive material. By creating an interactive material, we give the students the opportunity to involve completely in the learning process. It will be an interesting way to review lessons that they have got in school. Therefore, students can start their self-learning process as well.

BIBLIOGRAPHY

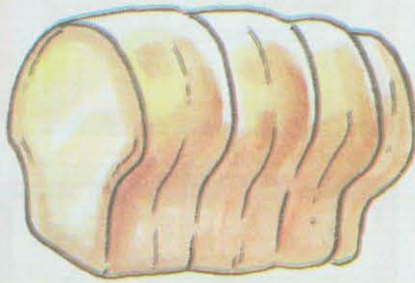

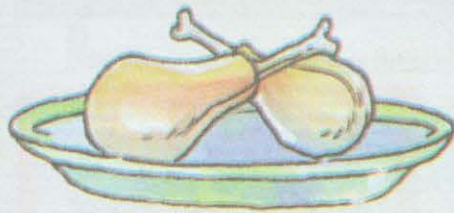
- Chastain, Kenneth. 1971. *The Development of Modern-Language Skills: Theory to Practice*. The Center for Curriculum Development. Philadelphia.
- Dahu, Novilda. 2002. *Tennessee William's A Street Car Named Desire as Language Teaching Material for Teaching Speaking to advanced Students*. Unpublished S1 Widya Mandala Catholic University Thesis.
- Garvie, E. 1990. *Story as Vehicle*. Multilingual Matters Ltd. England.
- Halim, Natalia. 2005. *English Teaching Supplementary Material Development for Elementary School Students Grade Four*. Unpublished S1. Widya Mandala Catholic Universities Thesis.
- Krashen, Stephen. 1989. *Language Acquisition and Language Education*. Prentice Hall. Exeter.
- Lundsteen, Sara W. 1971. *Listening Its Impact on Reading and Other Language Arts*. ERIC. Illinois.
- Nunan, David. 1988. Principles for Designing Language Teaching Materials. *Guidelines vol 10 no.1*.
- Richards, Jack C. 1991. *Competency-based Program Outcomes. In Planning Aims and Objectives in Language Programs*. SEAMEO Regional Language Centre.
- Richards, Jack C. 2001. *Approaches and Methods in Language Teaching*. Cambridge Univ. Press. Cambridge.
- Rost, Michael. 1991. *Listening in Action*. Prentice Hall. Norwich.
- Steil, Lyman K. 1984. *Listen and Learn: Improving Listening across the Curriculum*. Wesley Publishing Company. Pittsburgh
- Tamah, Siti Mina. 2003. *Workshop in Developing Teaching Material*. Unpublished presentation material.
- Underwood, Mary. 1989. *Teaching Listening*. Longman Inc. New York.
- Yalden, J. 1984. Syllabus Design in General Education: Options for ELT. In Brumfit. C.J. (Ed.). *General English Syllabus Design*. Oxford: Pergamon Press Ltd.
- Yalden, J. 1987. *The Communicative Syllabus, Evolution, Design and Implementation*. London: Prentice-Hall International (U.K.). Ltd.



Prologue:

1. Study to know and say food and beverage.
2. Study to say habit by using Simple Present Tense.

LESSON 1



FOOD AND DRINK

Keterampilan Fungsional:

* Siswa dapat memahami
dan menyebutkan nama
makanan dan minuman.




Kinds of Food




Look at the pictures. Say the names of the food below.

1. Chicken soto



2. Chicken




3. Beef rendang



4. A fish




5. An egg




6. A bowl of soup




7. A slice of cheese




8. Potatoes




9. Corn



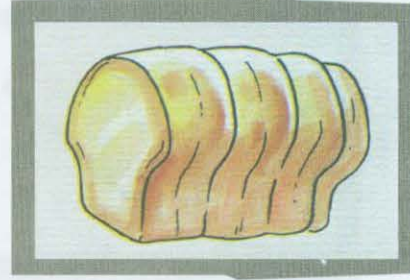
10. Pizza




11. A plate of rice



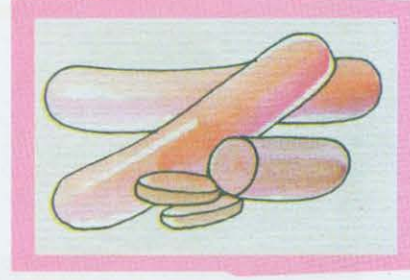
12. A loaf of bread



13. A piece of cake



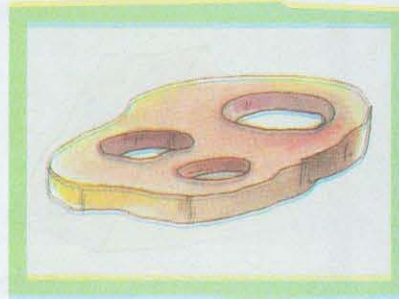
14. Sausages




15. A tin of butter



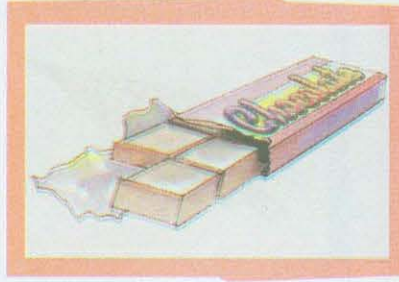
16. A slice of meat



17. A bowl of meatball



18. A bar of chocolate



19. Biscuits




20. A bottle of jam




21. Sardine



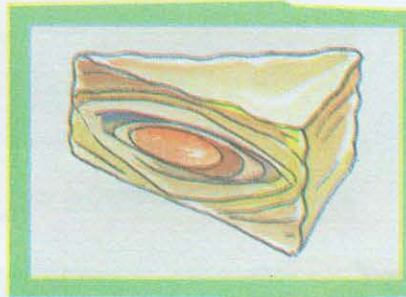
22. A bowl of noodle




23. Beefburger




24. Sandwich




25. Hotdog



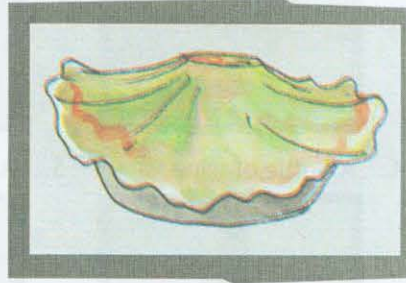
26. Bun




27. Doughnut



28. Pie



29. Croissant



30. A bowl of rice porridge



31. Yellow rice for ceremonial occasion



32. A bowl of spaghetti



33. Two pieces of satay



Kinds of Drink



Look at the pictures. Say the names of the drink below.

1. A glass of lemonade



2. A glass of water



3. A glass of ice cream



4. A bottle of wine



5. A cup of coffee



6. A cup of tea



7. A bottle of milk



8. A tin of coke





Dialogue



Read this dialogue and answer the questions.

Breakfast

This morning, Ebeth and Fritz, his pen-friend from Australia, have breakfast together at Ebeth's house. They are in the dining room now.



Ebeth : "Have a seat, please!"

Fritz : "Thank you.

Wow, many kinds of food!
It looks delicious."

Ebeth : "Please, choose to have.

It is rice.

It is fried egg, and that's crisp. We have noodle with meatball, fried fish, ice cream, orange juice, and fruits.

There are several kinds of bread like beefburger, pizza, croissant, hotdog, plain bread, too.

You can take them."

Fritz : "I'd like to have two slices of bread and a glass of orange juice first.

I usually have sandwich and a glass of milk in the morning."

Ebeth : "Okay. I take fried rice and fried egg.

Have a nice breakfast."

Fritz : "You, too! Thank you."

Ebeth : "Never mind."






Answer the questions below completely.

1. Who is Fritz?
2. Where are they now?
3. Are there many kinds of food?
4. What do they eat for breakfast?
5. Mention the differences between Indonesian breakfast and Australian breakfast?




Name the food according to the pictures.

1.




2.



3.



4.

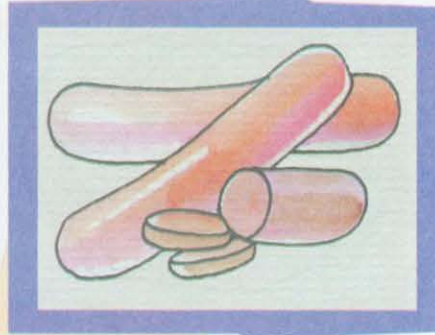


5.




...

6.



...

7.




...

8.




...

9.



...

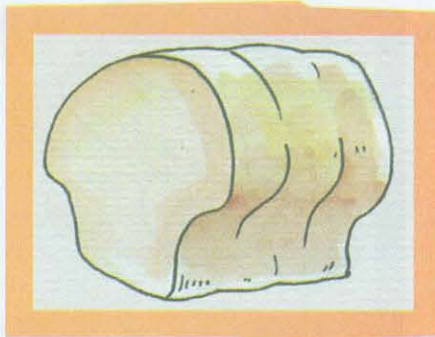
10.



...




11.




...

12.




...

13.




...

14.



...

15.



...

16.



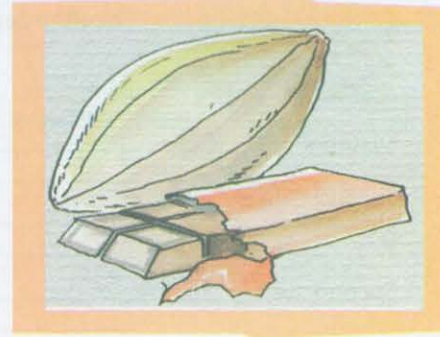
...



17.



18.



Making Food & Drink



Write how to make the food and drink below.

1.



"Sandwich"

Material :

First step :

Second step :

Last step :



2.




"beefburger"

Material :

First step :

Second step :

Last step :



3.



" _____ "

Material:

First, :

And then, :

At last, :



Join the words.

Write five words of food or drink. Then, join them together but the last letter of one word must be the first letter of the next.



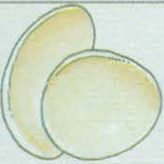




Example: pear – rice – egg – grape fruit – tea

1. _____ - _____ - _____ - _____ - _____
2. _____ - _____ - _____ - _____ - _____
3. _____ - _____ - _____ - _____ - _____
4. _____ - _____ - _____ - _____ - _____
5. _____ - _____ - _____ - _____ - _____





Read the table below.

Notes: ● means like		Yuni	Ronald	Yani	Dave	Tina
	cheese	●				●
biscuits			●		●	
	eggs			●		●
milk		●	●			
	beefburger					
coffee				●	●	●
	jam	●	●	●	●	●





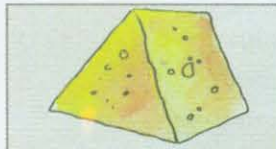
Finish the sentences.

1. Tina doesn't like ..., ..., and
2. Yani, Dave, and Tina like ... and
3. Yuni and Tina ... cheese.
4. Dave likes ..., ..., and
5. No one likes
6. Yani likes ..., ..., and
7. They like
8. Yuni and Ronald ... coffee.
9. Ronald doesn't like ..., ..., ..., and
10. Dave and Ronald like ... and




Fill in the boxes with the correct names of the pictures below.

1. A box of ...



2. A bottle of ...



3. A slice of ...



4. A cup of ...



5. A bowl of ...



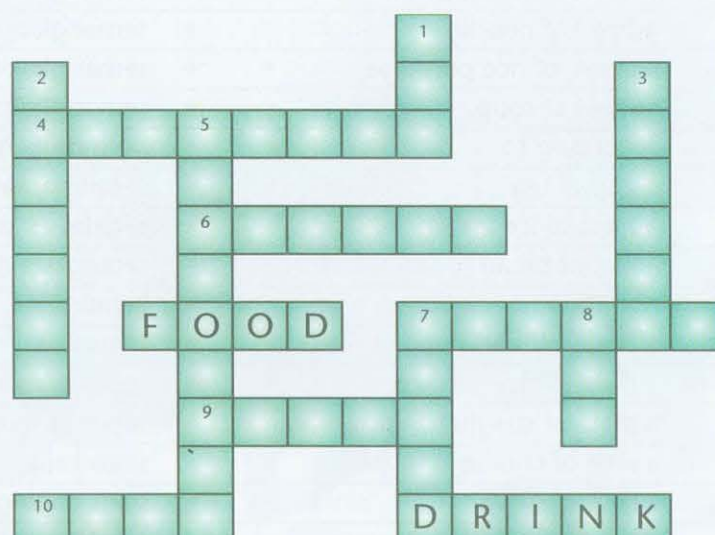





Do the puzzle below.

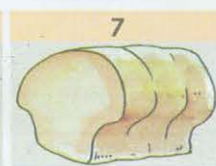
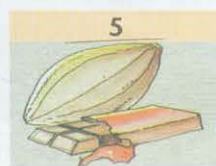

Can you write in the words? These pictures will tell you the words. Do the easy words first.

Crossword Puzzle

Across:



Down:





Vocabulary

a bar of chocolate	• sebatang coklat
a bottle of jam	• sebotol selai
a bottle of milk	• sebotol susu
a bottle of wine	• sebotol anggur
a bowl of meatball	• semangkuk bakso
a bowl of noodle	• semangkuk mi
a bowl of rice porridge	• semangkuk bubur
a bowl of soup	• semangkuk sup
according to	• berdasarkan
a cup of tea	• secangkir teh
a glass of ice cream	• segelas es krim
a loaf of bread	• setangkup roti
and then	• kemudian
a piece of cake	• seiris kue
a plate of rice	• sepiring nasi
a plate of spaghetti	• sepiring spageti
a slice of cheese	• seiris keju
a slice of meat	• seiris daging
a tin of butter	• sekaleng mentega
a tin a coke	• sekaleng koka kola
at last	• terakhir
beefburger	• roti yang berisi daging sapi
beef rendang	• rendang daging
biscuit	• biskuit
box	• kotak
bread	• roti
breakfast	• sarapan
bun	• kue yang berisi kismis
ceremonial occasion	• acara peringatan

chicken soto	• soto ayam
choose	• memilih
completely	• dengan lengkap
corn	• jagung
correct	• benar
crisp	• kerupuk
croissant (<i>Perancis</i>)	• roti yang berbentuk bulan sabit
crossword puzzle	• teka-teki silang
delicious	• lezat
dialogue	• percakapan
doughnut	• donat
drink	• minuman
egg	• telur
favorite	• kegemaran
finish	• selesai
fish	• ikan
food	• makanan
fried egg	• telur goreng
have a seat	• silakan duduk
hotdog	• roti sosis
jam	• selai
ketchup	• saus tomat
kind	• jenis
lemonade	• lemon
letter	• huruf
like	• menyukai
material	• bahan-bahan
very much	• sangat
meat	• daging
meatball	• bakso daging
mention	• menyebutkan
must	• harus
pen-friend	• sahabat pena
picture	• gambar

pie	• pai/pastel
pizza	• piza
plain bread	• roti tawar
please	• silakan
potato	• kentang
puzzle	• teka-teki
sandwich	• roti lapis
sardine	• ikan sarden
satay	• sate
sausage	• sosis
second	• kedua
several	• beberapa
step	• langkah
water	• air
word	• kata
write	• menulis
yellow rice	• nasi kuning



LESSON 2



HABITS

Keterampilan Fungsional:

- Siswa dapat memahami dan mengungkapkan kebiasaan.



Reading



Read the text carefully.

Habits

Everyone has habits that he does continually. It is because he has to do or he likes to do it.

For example, a student goes to school everyday. He or she does homework at night. Amir washes his shoes on Sundays. Father drinks a cup of tea in the morning. Anita writes a letter for her aunt once a month. Olivia does not watch TV in the evening.

Do you have habits, too? Tell me your interesting habits.



Answer the questions below.

1. What is habit?
2. Why do people do habits?
3. What is the habit for a good student?
4. Does your father drink a cup of tea in the morning?
Explain your answer.
5. What is your habit on Saturday evening?





Language
Focus:

Simple Present Tense



Study the tense below.

Simple Present Tense

What is the usage of present tense?

It is to express someone's action that he does continually.

What is the pattern?

Positive sentence:

S + am/is/are + adj/adv.

For He, She, It: he

she + verb I + s/es +

it

For I, You, We, They: I

you

we + verb I +

they

Negative sentence:

S + am/is/are + not + adj/adv.

S + do/does + not + verb I ...

Interrogative sentence:

Am/is/are + S + adj/adv ?

Do/does + S + verb I + ... ?

What are the time signals?

once a week
twice a
etc

always
often
seldom

sometimes
never
usually

everyday
every month
etc

always = selalu
often = sering
usually = biasanya
seldom = jarang

sometimes = kadang-kadang
never = tidak pernah
once = 1 kali
twice = 2 kali



Example:

I go to school everyday.



You seldom do homework at home.



We always eat rice.



They watch TV every night.



She usually washes her shoes on Sundays.



She never writes a letter to her aunt.




The children usually play in the afternoon.



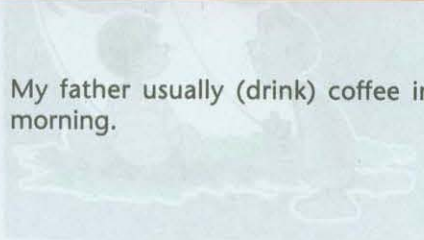


Complete the sentences into present tense.

1.



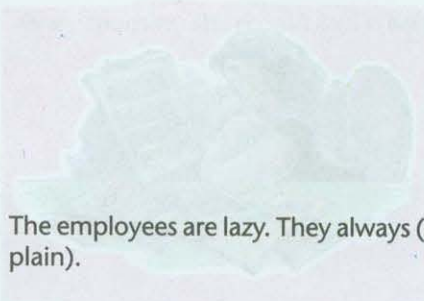
My father usually (drink) coffee in the morning.



2.



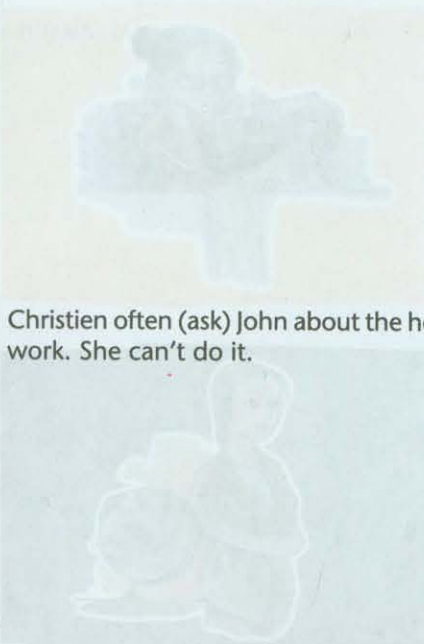
The employees are lazy. They always (complain).



3.



Christien often (ask) John about the homework. She can't do it.



4.



The children never (fight) because they are nice.

5.



He often (read) a comic book.

6.



Mother seldom (make) a dress in the afternoon.

7.



I (not understand) what the teacher (explain).

8.



We (be) students.

9.



Every morning she (cook) and I (help) her.

10.



It (rain) everyday.






always	• selalu
aunt	• bibi
bridge	• jembatan
comic	• komik
complain	• mengeluh/mengadu
continually	• secara terus-menerus
employee	• pegawai/karyawan
evening	• sore
every	• setiap
example	• contoh
explain	• menjelaskan
habit	• kebiasaan
interesting	• menarik
lazy	• malas
like	• menyukai
never	• tidak pernah
nice	• menyenangkan
often	• sering
once	• satu kali
pattern	• pola
present	• sekarang/kini

seldom	• jarang
signal	• tanda
simple	• sederhana
sometimes	• kadangkala
Sunday	• minggu
tense	• bentuk kata
twice	• dua kali
under	• di bawah
usage	• kegunaan
usually	• biasanya
watch	• menonton





REVIEW 1



Exercise



Let's choose the correct answer.

1. I often spread ... on bread.
a. butter
b. crisp
c. satay
d. sausage
2. Put ... in your bread if you want to make burger.
a. jam
b. peanut
c. cheese
d. beef
3. The Chinese eats
a. meatball
b. biscuit
c. doughnut
d. noodle
4. To make orange juice, you have to mix ... in the blender.
a. water - apple - sugar
b. water - orange - salt
c. orange - salt - sugar
d. water - orange - sugar
5. Don't add ... into rice porridge.
a. celery
b. fried-onion
c. sausage
d. pieces of chicken
6. Good student is always ... at school.
a. absent
b. present
c. eat
d. speak
7. Mr. Awang ... watches TV, he usually sleeps early.
a. seldom
b. always
c. usually
d. never
8. Degien ... eats satay, he doesn't like it.
a. always
b. sometimes
c. seldom
d. never
9. Vina ... writes letter to her pen-friend, but some times she doesn't.
a. never
b. sometimes
c. once
d. seldom
10. Eka goes to school
a. once
b. twice
c. everyday
d. often



Find the listed words in the boxes.

f	r	b	e	e	f	o	m	e	l	e	t	b	u	n
i	i	s	l	i	c	e	e	c	a	p	r	i	s	o
s	c	e	c	a	m	i	e	d	b	o	t	t	l	e
h	e	t	l	n	o	e	g	g	a	s	a	n	d	i
s	p	a	g	h	e	t	t	i	t	n	c	o	n	e
r	o	l	c	o	r	n	a	p	e	o	o	c	u	p
c	r	o	i	s	s	a	n	t	a	t	i	m	s	a
l	r	c	b	o	t	t	l	c	o	f	f	e	e	n
e	i	o	l	e	m	o	n	s	q	p	o	n	e	l
m	d	h	e	y	e	s	n	o	i	i	i	f	t	h
o	g	c	o	n	a	e	a	z	c	z	f	f	e	s
n	e	m	i	n	k	q	z	w	a	z	e	r	t	a
a	w	w	e	c	w	a	s	a	u	a	a	g	e	t
d	i	k	i	y	a	t	i	n	z	t	e	a	n	a
e	b	h	x	h	x	k	l	i	e	m	i	l	k	y
o	c	l	c	e	e	r	e	i	c	r	e	a	m	i

spaghetti

rice porridge

bun

croissant

tea

pizza

chicken soto

satay


wine

lemonade

coffee

milk






Prologue:

1. Study to say names of public places.
2. Study to say points of the compass.
3. Study to say the characteristics of seasons.

LESSON 3



PUBLIC PLACES

Keterampilan Fungsional:

- Siswa dapat mengenal dan menyebutkan tempat-tempat umum.



Reading



Look at the pictures and read their names.



Mosque



Church



Hotel



Market




Hospital



Post office





School




Bank




Zoo



Restaurant




Museum




Library





Bus station



Railroad station



Cinema



Supermarket



Read the sentences below.

- Mr. Ahmad and family pray in the mosque.
- Agnes, Ferry, and Joseph go to the church on Sundays.
- These are many hotels in Jakarta.
- Market is the place for people to sell and buy.
- If people are sick, they go to the hospital.
- My brother likes collecting stamps, he often goes to post office to buy them.
- Jakarta has many bus stations.
- Donald will go to Surabaya, he gets on the train. So he goes to railroad station.
- Let's watch the horror film in the near sinema.
- Mrs. Rayani buys her family's daily needs at supermarket twice a month.



Read the dialogue below.

- Puji : "Jos, do you know Indonesian Miniature?"
jos : "Yes, what's the matter?"
Puji : "Is it one of public places in Jakarta?"
Jos : "Yes, of course. It is one of our public places.
And there are still many public places in Jakarta."
Puji : "Is the school public place too?"
Jos : "Yes, you are right.
Mosque, school, cinema, restaurant, and market are public places."
Puji : "Oh, thank you"
Jos : "You're welcome."



Practice the dialogue below with your friend.

At The Hotel

- Customer : "I want a room, please!"
Officer : "Certainly, Sir!
Which floor do you want?"
Customer : "A private room where I can see the scenery around.
Can you give me a suggestion?"
Officer : "It's better for you to have on the fourth floor, I think."
Customer : "Okay. Good idea. I'll take it."
Officer : "Here is the key of room 421.
Enjoy yourself.
Boy! Take the luggages."
Bell boy : "Alright."
Customer : "Thank you."





Complete the dialogue below.

At The Restaurant





Jim and Alice are having dinner at the restaurant. They are looking at the menu now. They want to order the food. They want to eat.

- Jim : "Dear, what do you...?"
Alice : "Up to you. I follow you."
Jim : "What about the steak?"
Alice :
Jim : "And the ...?"
Alice : "I ... orange juice."
Jim : "I prefer ... to
Waiter!"
Waiter : "..., Sir!"
Jim : "... ..., ... and"
Waiter : "... Sir! Wait"
Jim : "Thank you."





Read and discuss about public places below.



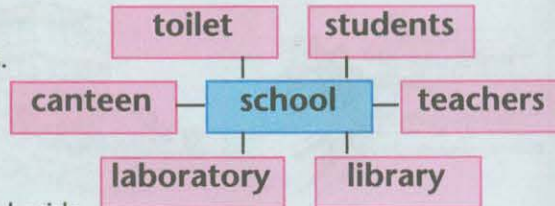
In the classroom, the teacher and the students are discussing "public places". Some students are asking and the others are thinking what public places are. The teacher is helping them to find the answer. Can you do, too?






Discuss the questions below.

1. What is public place?
2. What is the place for?
Explain each of the public places.
3. Are there anything?
What are they?
4. Make a scheme of conclusion.
For example, look at the scheme beside.



Pay attention to the map and the pictures. Answer the questions below. Look at the example.

Example: Where is the post office?
It is on Jl. Liberty near the hotel.



1. Where is the hotel?
2. Where is the church?
3. Where is the hospital?
4. Where do you save your money?
5. Where can you have lunch?
6. Where is the police station?
7. What is mosque for?
8. What can you find in the post office?
9. Where is the market?
10. Where is the bank?






Match these sentences with the pictures.


a.




b.



c.



d.



e.



f.



1. A place to send letters is
2. A place to see film is
3. A place to go shopping is
4. A place to borrow books is
5. A place to save money is
6. A place to cure the patients is





Game



Put the words in the appropriate box.

At school	At the hotel	At hospital	At the cinema

injection desk lamp ambulance bell boy tickets

headmaster seller doctor

ruler over bridge crossing teacher swimming pool

cages buyer letter police

pavement beer queue room 401 pen zebra cross

postman medicine book bus

stamps traffic light nurse patient films animals

envelopes money

At the zoo	At the market	On the road	At post office





ambulance	• ambulans
animal	• hewan
ask	• bertanya
bank	• bank
beer	• bir
bell boy	• pelayan hotel
book	• buku
borrow	• meminjam
bus station	• terminal bus
buy	• membeli
buyer	• pembeli
cage	• sangkar/kandang
certainly	• tentu saja
church	• gereja
cinema	• bioskop
collect	• mengumpulkan
complete	• lengkap
conclusion	• kesimpulan
cure	• menyembuhkan, mengobati
customer	• pelanggan
daily	• sehari-hari

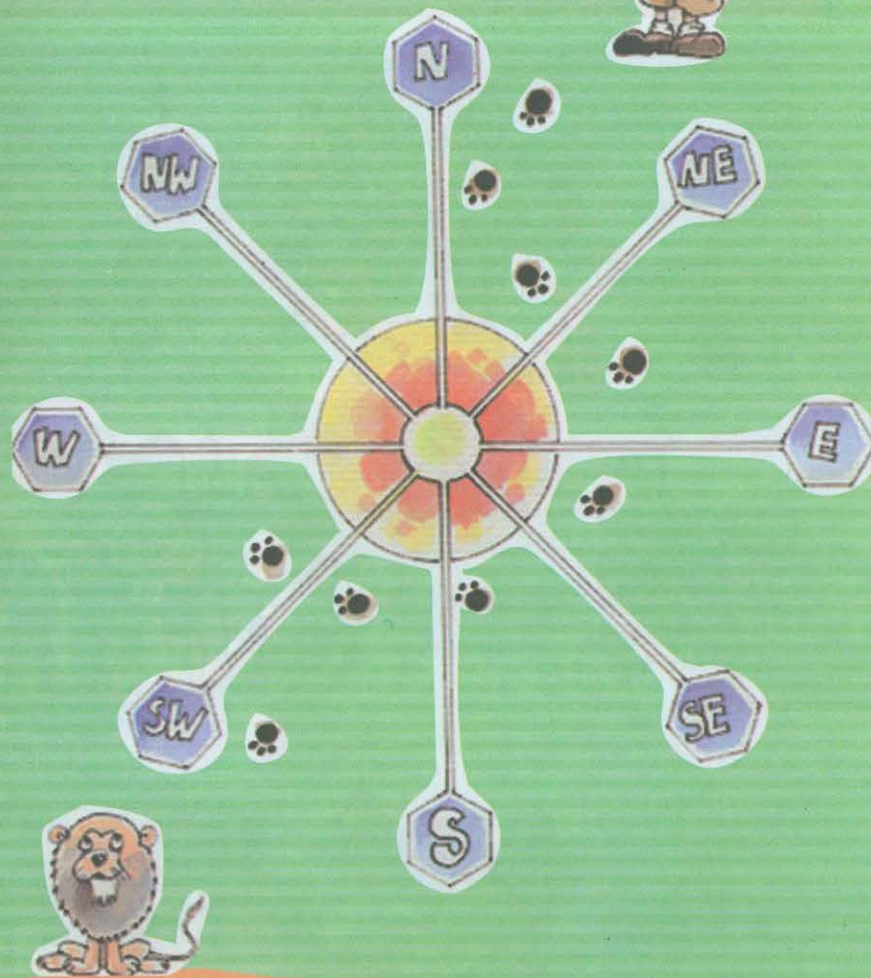


desk lamp	• lampu meja
dinner	• makan malam
discuss	• membicarakan, berdiskusi
each	• setiap
eat	• makan
enjoy	• menikmati
envelope	• amplop
explain	• menjelaskan
find	• cari/mencari
floor	• lantai
follow	• mengikuti
fourth	• keempat
get on	• naik
good idea	• ide cemerlang
headmaster	• kepala sekolah
help	• menolong
horror	• horor
hospital	• rumah sakit
injection	• penyuntikan
key	• kunci
letter	• surat
library	• perpustakaan
luggage	• koper/bagasi
market	• pasar/toko

matter	• masalah/persoalan
medicine	• obat/ilmu kedokteran
money	• uang
mosque	• masjid
miniature	• tiruan berukuran kecil/miniatur
need	• kebutuhan
nurse	• perawat
officer	• pegawai
order	• memesan
over bridge crossing	• jembatan penyeberangan
police station	• kantor polisi
postman	• pak pos
post office	• kantor pos
pray	• berdoa
prefer	• lebih menyukai
private	• pribadi
public	• umum
queue	• antrian
railroad	• rel kereta api
repeat	• ulangi
road	• jalan
ruler	• penggaris
save	• menabung
scenery	• pemandangan
scheme	• bagan

sell	• menjual
seller	• penjual
sick	• sakit
stamps	• prangko
station	• stasiun
steak	• bistik
suggestion	• usulan/saran
swimming pool	• kolam renang
think	• berpikir
tickets	• karcis
traffic light	• lampu lalu lintas
up to (+ object)	• bergantung kepada
patient	• pasien
pavement	• trotoar
waiter	• pelayan
where	• di mana
which	• yang
zebra cross	• tempat penyeberangan
zoo	• kebun binatang

LESSON 4



COMPASS

Keterampilan Fungsional:



- * Siswa dapat memahami dan menyebutkan arah mata angin.



Reading



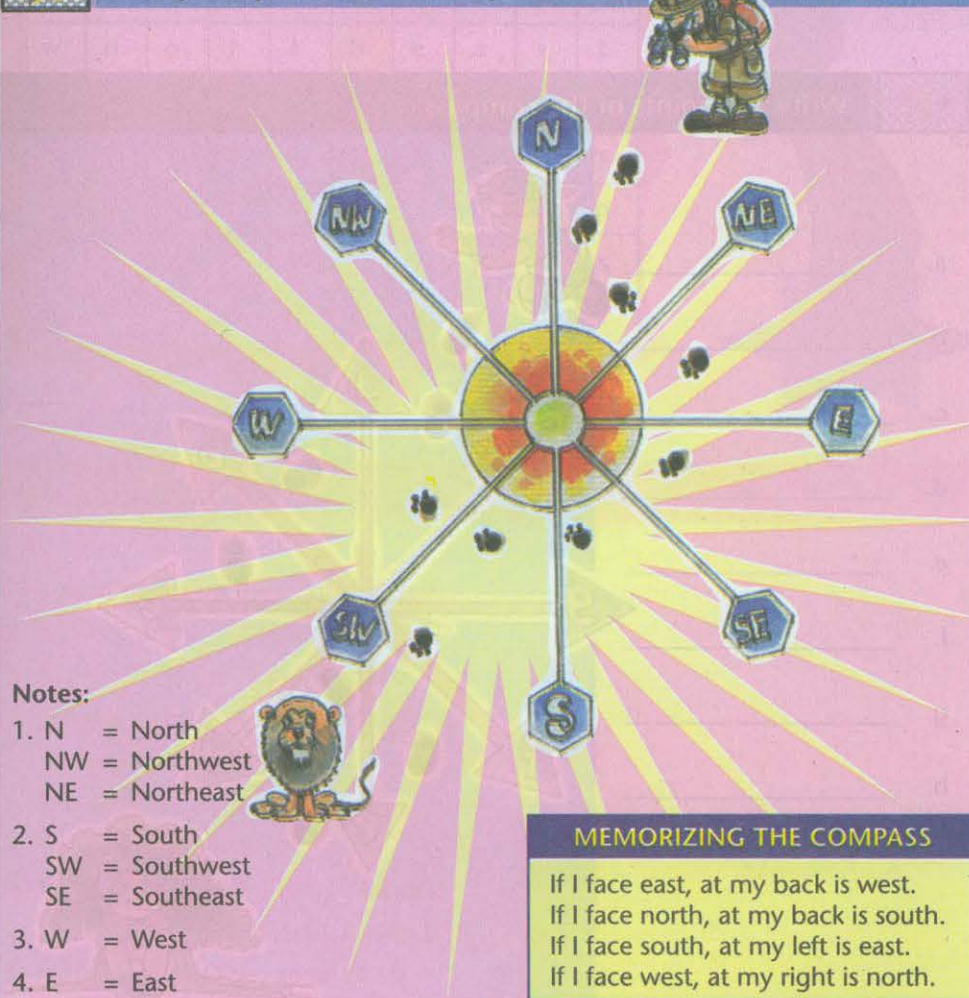
Read after your teacher.



- The pet shop is in the east my school.
- The traditional market is in the west of my school.
- The supermarket is in the north of my school.
- The mosque is in the south of my school.
- The church is in the northeast of my school.
- The post office is in the south of pet shop.
- The plaza is in the north of traditional market.
- The police station is in the southwest of my school.



Study the points of the compass below.



Notes:

1. N = North
NW = Northwest
NE = Northeast
2. S = South
SW = Southwest
SE = Southeast
3. W = West
4. E = East



MEMORIZING THE COMPASS

If I face east, at my back is west.
If I face north, at my back is south.
If I face south, at my left is east.
If I face west, at my right is north.






Read and study the sentences below.

1. TMII is in East Jakarta.
2. The National Monument is in Central Jakarta.
3. The Fatahillah Museum is in West Jakarta.
4. The sun sets in the west.
5. The sun rises in the east.
6. The Ragunan Zoo is in South Jakarta.
7. Ancol is in North Jakarta.
8. Hotel Indonesia is in Central Jakarta.



Write the points of the compass.

- a. _____
- b. _____
- c. _____
- d. _____
- e. _____
- f. _____
- g. _____
- h. _____





Find 8 words of the directions.

s	o	u	t	h	w	e	s	t	i
t	i	l	r	a	d	j	o	d	n
s	k	p	e	a	s	t	u	g	o
e	c	q	o	w	x	b	f	a	r
w	n	o	r	t	h	e	a	s	t
h	a	d	q	k	o	t	i	e	h
t	t	s	a	e	h	t	u	o	s
r	n	g	t	x	s	l	b	o	p
o	y	c	d	e	j	v	k	h	s
n	f	r	w	m	e	y	z	u	l



Fill the blank below.

1. Kalimantan is on the ... of Sulawesi.
2. Papua is at the ... of Indonesia.
3. Sumatra is at the ... of Indonesia.
4. Bangka island is at the ... of Sumatra.
5. Surabaya is in the ... Java.
6. The sun rises from the
7. The sun sets in the
8. National Monument is in ... Jakarta.
9. The capital of Southeast Sulawesi is
10. Palangkaraya is the capital of





Write the opposites of the words below.

1.	Northeast	X	...
2.	South	X	...
3.	East	X	...
4.	Southeast	X	...



Read and answer the questions below.

Compass

There is a compass in the airplane and in the ship.
 Their needles are pointing to the north.
 A compass on a ship or an airplane is very important.
 It tells the captain his direction.
 It tells him where to go.

Questions:

1. Why is a compass very important on a ship or an airplane?
It tells the captain
2. You are facing north. You turn left.
Where are you facing now?
3. You are facing south. You turn right.
Where are you facing now?
4. You are facing west. You turn left.
Where are you facing now?
5. You are facing east. You turn right.
Where are you facing now?



Guess the answers.

1. Four men started to walk. They all walked south but they all walked in different directions. After a long time, they met again. Where did they start walking?
2. The letter N means 'North'.
The letter S means 'South'.
What do these letters mean?

a. NW	d. SE
b. E	e. NE
c. SW	f. W





Vocabulary

airplane	• pesawat terbang
a long time	• waktu yang lama
at	• di, pada
back	• belakang
central	• pusat
capital	• ibu kota
compass	• kompas
different	• berbeda
direction	• arah/jurusan
east	• timur
face	• menghadap
guess	• menebak
important	• penting
left	• kiri
letter	• huruf
map	• peta
mean	• maksud
memorize	• menghafal
monument	• tugu peringatan
museum	• museum
needle	• jarum
north	• utara
northeast	• timur laut
northwest	• barat laut
pet shop	• toko hewan piaraan
point	• menunjuk



points of the compass	• mata angin
rise	• terbit
set	• terbenam
ship	• kapal
south	• selatan
southeast	• tenggara
southwest	• barat daya
start	• mulai
tell	• mengatakan
these	• ini (jamak)
traditional market	• pasar tradisional
turn	• belok
walk	• berjalan
west	• barat



LESSON 5



THE SEASONS

Keterampilan Fungsional:

- * Siswa dapat memahami dan menyebutkan ciri-ciri musim.



Reading



Read the text carefully.

The Seasons

- * In Indonesia, we have two seasons. They are the wet or rainy season and dry season.
In the wet or rainy season, it rains almost everyday.
The weather is cool.
In the dry season, the sun shines brightly all day.
The weather is hot.

- * In Europe, there are four seasons.
The first season is spring, the weather is warm.
The second season is summer, the weather is hot.
The third season is autumn, the weather is cool.
The fourth season is winter, the weather is cold.



Practice the sentences.

The Weather

- a. What is the weather today? What was the weather yesterday?

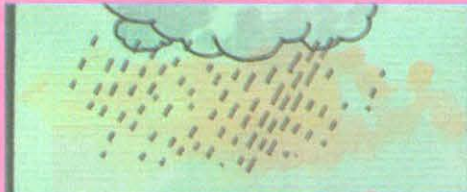
Today	is	hot	and	wet	
		cold			
		warm			
Yesterday	was	cool		dry	



b. How is the weather?

It is

rainy



sunny



cloudy




foggy



windy



snowy






Repeat after your teacher.

In the dry season



The sun is shining brightly.



It is nice to go swimming.



It is nice to go camping.



She can dry her clothes.



It is a good time to have a picnic.

In the wet season



It rains nearly everyday.



People need jackets or sweaters.



People need umbrella or raincoat.



The rivers often overflow.



Look at the pictures and read the text.



In spring, it is usually warm.
And it lasts for three months:
March, April, and May.



In summer, it is usually hot.
And it lasts for three months:
June, July, and August.



In autumn, it is usually cool.
And sometimes it is warm.
It lasts for three months:
September, October, and November.



In winter, it is usually cold.
It lasts for three months:
December, January, and February.



Read the text carefully.

The Seasons

There are four seasons in the world. They are summer, autumn, winter and spring. The continents that have four seasons are Europe, Australia, Africa, America and some parts of Asia. It is caused they are far from equator.

In Indonesia, there are only two seasons. They are dry season and wet season. It is caused Indonesia lies on the equator, so the weather is hot and the wind always blows around it.



Answer these questions.

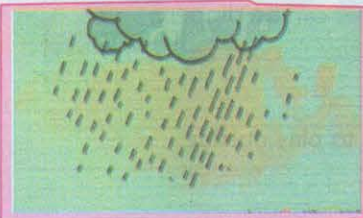
1. How many seasons are there in Indonesia?
2. Why do the other countries have four seasons?
3. What happens during the wet season?
4. Which season do you like most? Why?
5. What do you do if there is an autumn in Indonesia?





Fill in the blank.

1.



It is

2.



It is

3.



It is

4.



It is

5.



It is

6.



It is

7.



It is



It is



Guess the weather.

1. The drivers must be careful in driving. Street can be slippery.
The weather is
2. The people like to sunbathe.
The weather is
3. The children like to go camping. They like to play outside.
The weather is
4. We feel thirsty. We have much sweat.
The weather is
5. Don't go outside. Or bring the umbrella.
The weather is
6. It is dusty.
The weather is
7. We must wear a raincoat.
The weather is
8. There is something moving in the sky. It may be raining.
The weather is
9. It is good for skiing.
The weather is
10. It is not good to go out. We can not see anything on the hill.
The weather is



Arrange the words below into correct sentences.

1. has - seasons - Europe - four
Europe has four seasons
2. often - the - the - season - rivers - wet - overflow - in
In the wet season the river often overflows
3. dry - is - in - the - the - season - weather - dusty
In the dry season the weather is dusty
4. jackets - wet - the - or - people - in - sweaters - season - need
In the wet season people need sweaters or jackets
5. seasons - country - two - has - our
Our country has two seasons





almost	• hampir
around	• di sekitarnya
autumn	• musim gugur
blow	• bertiup
brightly	• dengan cemerlang
camping	• berkemah
cause	• menyebabkan
cold	• dingin
continent	• benua
cool	• sejuk
country	• negara
cloudy	• berawan
dry	• kering
during	• selama
dusty	• berdebu
equator	• khatulistiwa
foggy	• berkabut
hill	• bukit
hot	• panas
jacket	• jas
last	• berlangsung
lie on	• terletak
moving	• pindah
outside	• di luar
overflow	• banjir
picnic	• tamasya
raincoat	• jas hujan





rainy	•	hujan
season	•	musim
shine	•	bersinar
ski	•	bermain ski
slippery	•	licin
snowy	•	bersalju
spring	•	musim semi
summer	•	musim panas
sunbathe	•	mandi sinar matahari
sunny	•	cerah
sweat	•	berkeringat
sweater	•	baju panas/baju tebal
swim	•	berenang
thirsty	•	haus
warm	•	hangat
weather	•	cuaca
wet	•	basah
windy	•	berangin
winter	•	musim dingin





Exercise



Choose the correct answer.

1. I want to send a letter. Where should I go?
a. Post office. b. Cinema. c. Bank. d. Library.
2. There is an accident. Where should you take the patient?
a. Library. b. Post office. c. Hospital. d. Cinema.
3. Where are monkeys, elephants and zebras?
a. At a bank. b. At a zoo. c. In cages. d. In a bus.
4. When I go to ... I saw teachers.
a. school b. restaurant c. bank d. hospital
5. I buy tickets at to watch new film.
a. hotel b. cages c. road d. cinema
6. The sun rises in the
a. west b. south c. east d. north
7. Australia is in the ... of Indonesia.
a. west b. south c. east d. north
8. Banten is in the ... of West Java.
a. east b. northwest c. southwest d. west
9. Where is Indonesia?
a. In the south of Australia. c. In the south east of Australia.
b. In the east of Australia. d. In the north of Australia.
10. In the evening, the sun sets
a. In the east. b. In the west. c. In the northwest. d. In the northeast.
11. When is it rainy in Indonesia?
a. In the wet season. c. In summer.
b. In the dry season. d. In winter.
12. When is it nice to go swimming?
a. In winter. c. In the dry season.
b. In the wet season. d. In spring.
13. When do children make snowman?
a. In summer. b. In spring. c. In autumn. d. In winter.




14. When does autumn last every year?

- a. June, July, and August.
- b. March, April, and May.

- c. December, January, and February.
- d. September, October, and November.

15. Leaves fall from the tree in the

- a. winter
- b. summer
- c. autumn
- d. spring




Match the pictures with the sentences.

a.



b.



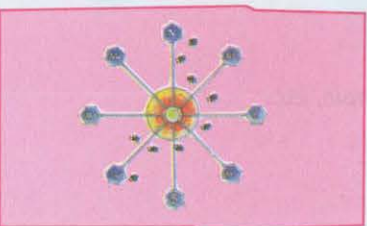
c.




d.



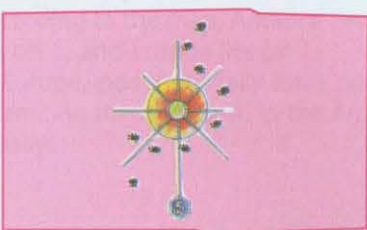
e.



f.



g.



h.



i.



j.



1. This is the place for Muslims to pray. [...]
2. Java island is in the ... of Java sea. [...]
3. If the rain keeps falling, the river can overflow. [...]
4. Jakarta is in the ... of Bogor. [...]
5. Every Sunday, Ferdinand prays in this place. [...]
6. Rain falls in the wet season. [...]
7. European countries have it from December to February. [...]
8. ... appears every morning in the east. [...]
9. We call it points of the compass. [...]
10. This is the place for us to save money. [...]




Tell your class what you know about the statements below.

1. Two seasons in Indonesia.
2. Points of the compass.
3. Worshipping places such as mosque, church, temple, etc.
4. Bank.
5. Location of your school.





Look at the map below. Complete the short text.



.....
(give title)

This is the map of our world. The world has ... continents. There are ..., ..., ..., ..., and According to the map, America lies on the east, Australia lies on ..., Asia lies on ..., Africa lies on ... and Europe lies on

In Europe, people usually have sunbathe, if the weather is In Indonesia the rivers often ... in the ... season. In the Arctic ocean, it always ... and in some parts of Africa, it usually....



Simple Past Tense


What is the usage of simple past tense?
It is to express the action that someone did in the past.

What is the Past tense?
Positive sentence: S + V₂ +
Negative sentence: S + did + not + V₁ +
Interrogative sentence: Did + S + V₁ + ...?

What are the time signals?
a. yesterday
b. ... ago
c. last ...
d. one month ago
e. last year

Example:
a. Father went to Surabaya yesterday.
b. They did not have any of money.
c. Did he make a letter two days ago?

He drew on the blackboard.
He sent him a letter.
He wrote a letter.
You made a mistake.
They brought their lunch.
We took a bus.
Yuni drank a glass of milk.
He sold newspaper.
He read us a story.
He gave the answer.
He went to the cinema.



Prologue:

1. Study to say and write the past activities by using Simple Past Tense.
2. Study to know the directions and schedule of flight at the airport.
3. Study to say and write by using Present Continuous Tense.

LESSON 6



ACTIVITIES IN THE PAST

Keterampilan Fungsional:

* Siswa dapat memahami
dan mengungkapkan
kegiatan yang telah lalu.



Reading



Read the text carefully.

Activities

Many activities happen everyday. Of course, everyone has their own activities. So, does Arina. Here is the story of Arina's activities on last Sunday.

Yesterday, Arina worked very hard. She woke up at 5 in the morning. Then, she took a bath. After that, she brushed her hair and got dressed. At 7 she had breakfast with her family. Then she washed the dishes. An hour later, she cleaned her room.

It was Sunday. So, she didn't go to school. But she helped her mother in the kitchen. They cooked for lunch together. After that, she ironed her dress. After had lunch, she visited her grandmother and grandfather with her family.

It was seven thirty when they arrived at home. While her father washed the car, she prepared for dinner. After having dinner, she felt very tired. So, she slept early because in the tomorrow morning, she had to go to school.



Answer these questions.

1. What is the story about?
2. What day was it?
3. What did Ariana do after waking up?
4. When did she have breakfast?
5. Did she clean her room?
6. Did she go to school?
7. What did she do in the kitchen?
8. Where did they go after lunch?
9. When did they arrive at home?
10. Did she sleep late or early?





Language
Focus:

Simple Past Tense



Study the tense below.

Simple Past Tense

What is the usage of simple past tense?

It is to express the action that someone did at the past.

What is the Pattern?

Positive sentence : S + v_2 +

S + was/were + adj/adv.

Negative sentence : S + did + not + v +

S + was/were + not + adj/adv.

Interrogative sentence : Did + S + v +

Was/were + S + adj/adv + ...?

What are the time signals?

- a. yesterday
- b. ... ago
- c. last ...
- d. this morning
- e. just now

- Examples:**
- a. Father went to Surabaya yesterday.
 - b. They did not have pets at home last year.
 - c. Did he make a kite two days ago?





Read the sentences below.

Simple Present Tense

1. He *comes* to school late.
2. Mr. Jim *draws* on the blackboard.
3. She *sends* him a letter.
4. I *write* a letter.
5. You *make* a mistake.
6. They *bring* their lunch.
7. We *take* a bus.
8. Yuni *drinks* a glass of milk.
9. Tom *sells* newspaper.
10. She *reads* us a story.
11. Boy *knows* the answer.
12. They *go* to the cinema.
13. The men *dig* a hole.
14. Elmo *sings* to us.
15. Dino *sees* an airplane.
16. Heru *pays* for the meal.
17. The bus *stops* here.
18. Mrs. Tining *cleans* the blackboard.
19. The policeman *holds* up his hand.
20. The dog *runs* away.

Simple Past Tense (can be Yesterday)

- He *came* to school late.
 Mr. Jim *drew* on the blackboard.
 She *sent* him a letter.
 I *wrote* a letter.
 You *made* a mistake.
 They *brought* their lunch.
 We *took* a bus.
 Yuni *drank* a glass of milk.
 Tom *sold* newspaper.
 She *read* us a story.
 Boy *knew* the answer.
 They *went* to the cinema.
 The men *dug* a hole.
 Elmo *sang* to us.
 Dino *saw* an airplane.
 Heru *paid* for the meal.
 The bus *stopped* here.
 Mrs. Tining *cleaned* the blackboard.
 The policeman *held* up his hand.
 The dog *ran* away.



Read the words below.

V₁
 be (is, am, are)
 begin
 bite
 blow
 buy
 break
 come
 do
 draw
 drink

V₂
 was, were
 began
 bit
 blew
 bought
 broke
 came
 did
 drew
 drank

Mean
 adalah/berada
 mulai
 menggigit
 meniup
 membeli
 memecahkan/memutuskan/mematahkan
 datang/tiba
 melakukan/mengerjakan
 menggambar
 minum

drive	drove	mengendarai
eat	ate	makan
forget	forgot	lupa/melupakan
give	gave	memberi
know	knew	mengetahui
make	made	membuat
run	ran	lari/berlari
see	saw	melihat
sing	sang	menyanyi
speak	spoke	berbicara
swim	swam	berenang
take	took	mengambil
throw	threw	melemparkan
write	wrote	menulis
have	had	mempunyai/memiliki



Match the sentences in column A with the sentences in column B.

A

1. Mrs. Yanti washed the windows.
2. Kevin asked for some money.
3. Rudi lost five coins.
4. My father bought a book.
5. The children were late for school.
6. My mother took an umbrella.

B

- a. He wanted something to read.
- b. The buses were full.
- c. They were dirty.
- d. He wanted to buy something.
- e. It was raining.
- f. He had a hole in his pocket.



Make questions and answers based on the task below. Number 1 has been done for you.

1. Why did Mrs. Yanti wash the windows?
Mrs. Yanti washed the windows because they were dirty.
2. Why _____?

3. Why _____ ?

4. Why _____ ?

5. Why _____ ?

6. Why _____ ?



Give reply of each sentence. Number 1 has been done for you.

1. Wake up He sometimes *wakes up* at six o'clock.
Yes, he *woke up* at six o'clock yesterday.

2. Give She sometimes *gives* us an ice cream.
Yes, _____

3. Know He always *knows* the answers.
Yes, _____

4. Sell Toni sometimes *sells* newspaper.
Yes, _____

5. Send Tisca sometimes *sends* a parcel.
Yes, _____

6. Ring The teacher sometimes *rings* a bell.
Yes, _____

7. Leave My mother always *leaves* home.
Yes, _____

8. Fall The baby often *falls* down.
Yes, _____

9. Draw The children *draw* the pictures.
Yes, _____

10. Buys She *buys* some sweet.
Yes, _____



Change the sentences below into positive, negative, and interrogative form.

1. I (clean) the blackboard this morning.

+ _____
- _____
? _____

2. The diligent boy (study) last night.

+ _____
- _____
? _____

3. My watch (stop). I (come) late this morning.

+ _____
- _____
? _____

4. The girl (make) cookies for the party yesterday.

+ _____
- _____
? _____

5. Tono (look for) his exercise book last night.

+ _____
- _____
? _____

6. We (help) a weak girl two days ago.

+ _____
- _____
? _____

7. The baby (cry) so loudly last night.

+ _____
- _____
? _____

8. My class (be) very crowded this morning.

+ _____
- _____
? _____

9. Mr. Blake (drive) to his office yesterday.

+ _____
- _____
? _____

10. You (eat) mango and durian so much last night.

+ _____
- _____
? _____



Look at the pictures below. Write the sentences based on the pictures in form of Simple Past Tense.

1.



2.



3.



4.




5.



6.





action	• tindakan
airplane	• pesawat udara
ago	• yang telah lalu
ask for	• meminta
blackboard	• papan tulis hitam
bring	• membawa
cinema	• bioskop
cookies	• kue
crowded	• padat
dig	• menggali
diligent	• rajin
dirty	• kotor
draw	• menggambar
express	• mengungkapkan
fall down	• jatuh
full	• penuh
hold up	• menegakkan
hole	• lubang
just now	• baru saja/sekarang
kite	• layang-layang
last	• yang lalu
late	• terlambat
leave	• meninggalkan
lost/lose	• hilang
loudly	• dengan keras

lunch	• makan siang
meal	• hidangan
mistake	• kesalahan
newspaper	• surat kabar
party	• pesta
past	• yang lalu
pay	• membayar
pet	• binatang peliharaan
ring	• cincin
run away	• melarikan diri
sell	• menjual

LESSON 7



AT THE AIRPORT

Keterampilan Fungsional:


* Siswa dapat memahami dan mengungkapkan petunjuk dan jadwal penerbangan yang ada di bandar udara.



Reading



Read the text carefully.



At The Airport

There are many people at the airport. They want to go somewhere by airplane. After buying tickets, they wait for the departure of the plane in the waiting room. The pilots and the stewardesses prepare anything for satisfying the journey. They are in the waiting room too. The announcer informs important news that all people must know nicely.



Answer these questions according to the passage above.

1. Are there many people at the airport? Why?
2. What do the passengers do before going somewhere by airplane?
3. Where are the people waiting for the plane?
4. How do you know every important news at the airport?
5. Do you ever go to the airport?





Discuss the terminologies below.

taking off : _____
 landing : _____
 flight schedule : _____
 passenger : _____
 destination : _____
 arrival : _____
 departure : _____
 check-in : _____
 tv screen : _____
 domestic : _____
 exit : _____
 porter : _____
 luggage : _____
 entrance : _____



Make five sentences by using the words above.

1. _____
2. _____
3. _____
4. _____
5. _____



Study the flight schedule below. Answer the following questions.

Flight Schedule at Sukarno - Hatta Airport

Terminal A

Flight Number	From-To	Departure	Arrival
GA 0720	Jakarta-Denpasar	04.50 p.m.	06.10 p.m.
MZ 1186	Surabaya-Jakarta	08.10 a.m.	09.00 a.m.
SQ 220	Jakarta-Singapore	10.00 a.m.	01.00 p.m.
KLM 838	Tokyo-Jakarta	09.00 a.m.	03.50 p.m.



1. Is the flight to England in Terminal A?
2. At what time does the plane from Surabaya arrive?
3. Which plane is to Singapore? At what time?
4. Where does the flight number SQ 220 fly to?
5. What happens in Terminal A at 04.50 p.m.?



Arrange the words below into good sentences.

1. cafeteria - having - we - in - are - lunch - the
2. on - can - schedule - we - flight - see - tv - screen - the
3. area - is - plane - parking - the - in - landing - the
4. through - they - entrance - get - in - the
5. destination - KLM 311 - of - where - flight - the - number - is - ?



Make poem by your own words.

My Iron Bird





Language
Focus:

Present Continuous Tense



Study the tense below.

Present Continuous Tense

What is the usage of present continuous tense?

It is to express someone's action at present.

What is the pattern?

Positive sentence : S + is/am/are + verb-ing + ...

Negative sentence : S + is/am/are + not + verb-ing + ...

Interrogative sentence : Is/am/are + S + verb-ing + ...

What are the time signals?

- a. now
- b. at present
- c. at this moment

Examples:

1. + Mrs. Elizabeth is teaching them now.
– Mrs. Elizabeth is not teaching them now.
? Is Mrs. Elizabeth teaching them now?
2. + John and Andi are playing at home this time.
– John and Andi are not playing at home this time.
? Are John and Andi playing at home this time?





Make the sentences below into present continuous tense.

1.



The boy (study) alone now.

2.



My father (work) at his office.

3.



Mother (cook) in the kitchen at this moment.

4.



The children (play) football in the field.

5.



I (swim) at the swimming pool.



6.



My grandfather (read) a newspaper at this present.

7.



The beggar (cross) the busy road now.

8.



I (run) around my house for jogging now.

9.




The doctor (examine) the patient at his room.

10.



The baby (not cry) now.




Vocabulary

according to	• berdasarkan
airport	• bandar udara
alone	• seorang diri
announcer	• penyiar pengumuman
area	• wilayah
arrive	• sampai/tiba
at	• di
beggar	• pengemis
busy	• sibuk
cafeteria	• kedai minuman/restoran
cross	• menyeberang
cry	• menangis
ever	• pernah
examine	• mengobati
field	• lapangan
important	• penting
inform	• memberitahukan
iron	• besi
journey	• perjalanan
many	• banyak
news	• berita
nicely	• dengan nyaman
now	• sekarang
patient	• pasien
plane	• pesawat terbang



poem	• syair/puisi
prepare	• mempersiapkan
present	• sekarang
road	• jalan
run	• lari
satisfy	• memuaskan
schedule	• jadwal
screen	• layar
somewhere	• suatu tempat
this moment	• pada saat ini
through	• melalui
ticket	• tiket



REVIEW 3



- | Flight Number | From | To | Arrival | Departure |
|---------------|----------|-------------|------------|------------|
| MZ 259 | Jakarta | Medan | | 10.35 a.m. |
| GA 757 | Jedah | Jakarta | 03.15 p.m. | |
| GA 876 | Surabaya | Jakarta | 10.40 p.m. | |
| MA 934 | Jakarta | Kualalumpur | | 05.20 p.m. |

6. Which plane goes to Kuala Lumpur?
a. MZ 259
b. GA 757
c. GA 876
d. MA 934

7. When does GA 876 arrive in Jakarta?
a. 10.35 a.m.
b. 03.15 p.m.
c. 10.40 p.m.
d. 05.20 p.m.

8. Where does the flight number GA 876 depart from?
 - a. Jakarta
 - b. Jedah
 - c. Kualalumpur
 - d. Surabaya
9. Which planes are to Jakarta?
 - a. MA 934 and GA 876
 - b. GA 757 and GA 876
 - c. MZ 259 and GA 757
 - d. GA 876 and MZ 259
10. At what time does the plane from Jedah arrive?
 - a. 10.35 a.m.
 - b. 03.15 p.m.
 - c. 10.40 p.m.
 - d. 05.20 p.m.



Change the sentences below into Simple Past Tense and Present Continuous Tense. Do like example.

Example:

Monica reads a good short story.

Simple Past Tense = Monica read a good short story.

Present Continuous Tense = Monica is reading a good short story.

1. I write a letter to my uncle in Tokyo.

Simple Past Tense =

Present Continuous Tense =

2. Nina doesn't bring her umbrella to school.

Simple Past Tense =

Present Continuous Tense =

3. My friend, Santos speaks Spanish.

Simple Past Tense =

Present Continuous Tense =

4. Budi goes to market.

Simple Past Tense =

Present Continuous Tense =

5. My mother and father cook in the kitchen.

Simple Past Tense =

Present Continuous Tense =

6. Mr. Dedi wears the white shirt.

Simple Past Tense =

Present Continuous Tense =

7. I drink a glass of chocolate.

Simple Past Tense =

Present Continuous Tense =

8. No body dances in the hall

Simple Past Tense =

Present Continuous Tense =

9. Putri kisses her parents before going to Bandung.

Simple Past Tense =

Present Continuous Tense =

10. We discuss about mathematics.

Simple Past Tense =

Present Continuous Tense =



Arrange the words below into good sentences.

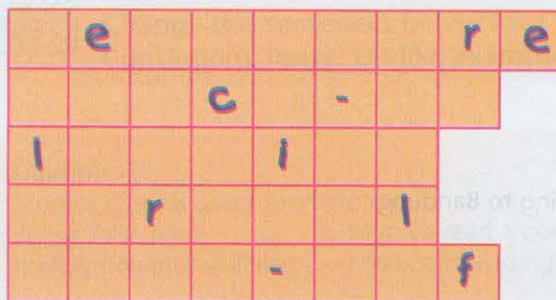
1. an - now - they - doing - examination - are.
2. departure - room - is - waiting - the - Kinanti - in - for - waiting - the.
3. outside - raining - we - is - can not - it - play - so.
4. ringing - the - is - still - telephone.
5. dinner - is - for - mother - a - baking - cake.



Game



What's happening at the airport? Find the usual words at the airport.



1. I write a letter to my uncle in Tokyo.

Simple Past Tense

Present Continuous Tense

10. We discuss about mathematics.

Simple Past Tense

Present Continuous Tense



Present Continuous Tense

1. am - now - they - doing - examination - are

2. My friend, Saad, is waiting for me.

2. departure - room - is - waiting - the - Kinan - is - for - waiting - the

Simple Past Tense

Present Continuous Tense

3. outside - raining - we - is - can not - it - play - so

4. Body goes to market.

4. ringing - the - is - still - telephone

Simple Past Tense

Present Continuous Tense




DAFTAR PUSTAKA



GO WITH ENGLISH

1. Salim, Peter. 1989. *The Contemporary English Indonesian Dictionary* (fourth edition). Jakarta: Modern English Press.
2. M. Frazier, Catherine. *Reach Out 1, 2, 3*. Singapore: Prentice Hall Asia ELT.
3. Frank, Marcella. *Modern English* (first edition). New York: Prentice Hall. USA.
4. Allen, W. Stannard. 1979. *Living English Structure*. Hongkong: New Impression.
5. Bird, Bearly. 1979. *Times Giant Book of 4000 Words* (third edition). Singapore.
6. Dixon, Robert J. 1971. *Graded Exercises in English* (new revised edition). USA: Regents Publishing Company, Ltd.
7. Alexander, L.G. 1977. *Question and Answer Graded Oral Comprehension Exercises* (new edition). London: Longman Group. Limited.





KANTOR PUSAT

Clawi - Bogor, Jl. Rancamaya Km.1 No. 47, Bogor 16720, Telp. (0251) 240628, 245384, Fax. (0251) 243617 e-mail: yudhisti@cbn.net.id

AREA JABOTABEK

Kantor Area Jabotabek, Jl. Pramuka Raya No.4 Jakarta Timur, Telp. (021) 8581814 (HUNTING), Fax. (021) 8502334 e-mail: yudh-wl1@indo.net.id • **Jakarta Pusat/Timur A**, Jl. Layur Komplek Perhubungan I No. 1 Rawamangun, Telp. (021) 4758911 • **Jakarta Pusat/Timur B**, Jl. Pramuka Raya No.4 Jakarta Timur, Telp. (021) 8581814 • **Jakarta Barat A**, Jl. Rudal IV Blok D No. 17 Kp Han-kam Joglo, Telp. (021) 9230879 • **Jakarta Barat B**, Jl. Sasak III No. 17 A, Kelapa Dua, Kebun Jeruk, Telp. (021) 53670203 • **Joglo**, Jl. Rudal IV Blok D No. 17 Kp Hankam Joglo, Telp. (021) 5844921 • **Jakarta Selatan A**, Jl. Kemuning Dalam I No. 20 A, Pejaten Timur Telp. (021) 79182987 • **Jakarta Selatan B**, Jl. Siaga II RT 02/06 No. 48 Gg. Madrasah Pejaten Barat (021) 79190782 • **Jakarta Utara A**, Perum Tugu Permai Blok C3 No.20 Tugu Utara, Telp. (021) 43905687 • **Tangerang A**, Jl. Kavling Pemda VI No. 35 Karawaci Tangerang, Telp. (021) 5587180 • **Tangerang B**, Jl. Kavling Pemda VI No. 36 Karawaci Tangerang, Telp. (021) 5587181 • **Bekasi A**, Jl. Pahlawan No. 16 Bulak Kapal, Telp. (021) 8805492 • **Bekasi B**, Jl. Agus Salim No. 5, Teluk Angsa, Bekasi Timur, Telp. (021) 8807583 • **Pramuka-I**, Jl. Pramuka Raya No.4 Jakarta Timur, Telp. (021) 8581814 • **Pramuka-II**, Jl. Pramuka Raya No.4 Jakarta Timur, Telp. (021) 8581814 •

AREA PLUS

Bogor, Jl. Sempur No. 5 Bogor Tengah, Telp. (0251) 312745 • **Depok**, Jl. Kembang Beji No. 5 Depok, Telp. (021) 77203126 • **Sukabumi**, Jl. Brawijaya 34, telp (0266) 223067 • **Bandung A**, Jl. Maskumbang No. 25, Telp. (022) 7303635 • **Bandung B**, Jl. Karawitan No. 56, Telp. (022) 7300161 • **Cirebon**, Jl. Widarasari III No. 1 Tuparev, Telp. (0231) 208795 • **Bandar Lampung**, Jl. Cut Nyak Dien No. 49 Tanjung Karang, Telp. (0721) 254577 •

AREA SUMATERA

Medan, Jl. Durung No. 98, telp. (061) 6630684, 6614206 • **Padang**, Jl. Mahakam No. 15 Padang Baru Barat, Telp. (0751) 53928 • **Jambi**, Jl. Prof. Sri Sudewi 34 Telanai Pura, Telp. (0741) 60280 • **Pekanbaru**, Jl. Gajah No. 33 Labuh Baru, Telp. (0761) 33002 • **Bengkulu**, Jl. Semeru No. 25 Padang Jati Bengkulu • **Palembang**, Jl. Inspektur Marzuki Lrg. Mandiri No. 53/1842, Kec. Ilir Timur I Pakjo, Telp. (0711) 411973, 420783 n

AREA JAWA TIMUR + IBT

Kantor Area Jawa Timur + IBT: Jl. Biliton No. 73. Telp. (031) 5030458, 5017134, Fax. 5033418 e-mail: yudh-sby@indo.net.id • **Surabaya Manyar**, Jl. Manyar Tirtomulyo IX/1, Telp. (031) 5940501 • **Surabaya Dk Kupang**, Jl. Dukuh Kupang XII/48-50, Telp. (031) 5674221 • **Surabaya B**, Jl. Wonosari Kidul I/6, Telp. (031) 5660024 • **Sidoarjo**, Perum Tmn. Pinang Indah DV, Telp. (031) 8950721 • **Mojokerto**, Jl. Teratai No. 37. Telp. (0321) 396304 • **Jombang**, Jl. Panglima Sudirman No. 89, Telp (0321) 868117 • **Lamongan**, Jl. Sunan Kalijogo No. 7, Telp. (0322) 321228 n Malang, Jl. Nusa Indah No. 4, Telp. (0341) 478766 • **Kediri**, Jl. Slamet Riyadi No. 51, Telp. (0354) 692168 • **Blitar**, Jl. WR. Supratman No.5, Telp. (0342) 804318 • **Madiun**, Jl. Thamrin No. 40, Telp. (0351) 451475 • **Ponorogo**, Jl. Dewi Kunti No. 22, Telp. (0352) 481880 • **Maospati**, Jl. Maospati Magetan, Ds. Sugiwaras No. 121, Telp. (0351) 869304 n **Pasuruan**, Jl. Sunan Ampel Blok B/2, Telp. (0343) 426319 • **Probolinggo**, Jl. Letjen Sutuyo No. 13, Telp (0335) 424507 n **Jember**, Jl. Seruji No. 19, Telp. (0331) 421840 n **Lumajang**, Jl. Gozali No. 121, Telp. (0334) 883042 • **Banyuwangi**, Jl. Adisucipto No. 100, Telp. (0333) 415781 • **Pamekasan**, Jl. Wahid Hasyim No. 2, Telp. (0324) 324035 • **Bangkalan**, Jl. Hasyim Ashari No. 24, Telp. (031) 3096498 • **Sumenep**, Jl. Matahari No. 6 Perum. Satelit, Telp. (0328) 671397 • **Denpasar**, Jl. Pulau Ayu V/15, Telp. (0361) 229403 n Mataram, Jl. Sriwijaya No. 308, Telp. (0370) 632602 • **Banjarmasin**, Jl. Flamboyen II/40 A, Telp. (0511) 67044 • **Makasar A**, Jl. Srigala No. 71, Telp. (0411) 857832 • **Makasar B**, Jl. Dr. Ratulangi Komp. PDAM 32/3Q, Telp. (0411) 830433 • **Manado**, Jl. Pumorouw No. 19 Ling II, Banjer, Wenang, Telp. (0431) 845051 •

AREA YOGYAKARTA

Kantor Area Yogyakarta, Jl. Sugeng Jeroni No. 08, Telp. (0274) 373961, 387208 • **Magelang**, Jl. Menowosari No. 44, Telp. (0293) 310486 • **Purworejo**, Jl. RA. Kartini No.4, Telp. (0275) 322090 • **Purwokerto**, Jl. Sridadi IV No. 88 Perum Karang Klasem • **Solo**, Jl. Sriwijaya Utara No.4 Prawit Nusukan, Telp. (0271) 736870 •

AREA JAWA TENGAH


Kantor Area Semarang, Jl. Jangli 1A, Telp. (024) 8500652, Fax. 8500653. e-mail: yudh-smg@indo.net.id • **Semarang A**, Jl. Jangli 1A, Telp. (024) 8415523 • **Semarang B**, Jl. Jangli 1A, Telp. (024) 8415523 • **Salatiga**, Jl. Pereng Rejo No. 6, Telp. (024) 322743 • **Kudus**, Jl. Sunan Muria Gg. Tidar No. 80, Telp. (0291) 438582 • **Jepara**, Jl. Arjuna I Blok B No. 25 Perum Tahunan, Telp. (0291) 593316 • **Pekalongan**, Jl. Permai No. 219, Bina Griya Indah, Telp. (0285) 422943 • **Tegal**, Jl. Cempaka No. 33, Telp. (0283) 359440 •






Catatan

GO WITH ENGLISH





GO WITH ENGLISH







GO WITH ENGLISH





GO WITH ENGLISH



Go with English

Are You Sleeping

1 2 | 3 1 | 1 2 | 3 1 |

Are you sleep-ing? Are you sleep-ing?

3 4 | 5 . | 3 4 | 5 . |

Bro-ther John? Bro-ther John?

5 6 5 4 | 3 1 | 5 6 5 4 | 3 1 |

Morning bells are ring-ing. Morning bells are ring-ing

2 5 | 1 . | 2 5 | 1 . |

Ding dong ding, ding dong ding

ISBN 979-676-452-0



TEACHER'S BOOKLET

Introduction:

WELCOME TO THE LISTENING PART!

I have some questions here for you to answer, but first, pay attention to the short story!

Situation:

Felicia and Stefano are having lunch in a restaurant. They are looking at the menus then a waitress comes to take their orders.

Amelia: Good afternoon! Are you ready to order?

Stefano: Yes, I'd have a plate of spaghetti

Amelia: Uhuh...

Felicia : I'll have chicken sandwich please.

Amelia: Anything to drink?

Stefano: I have a cup of tea

Felicia : a glass of orange juice for me.

Amelia: Okay! Anything else?

Felicia : Ehm...what kind of soups do you have?

Amelia: We have mushroom, chicken and also corn cream soup, Madame!

Felicia : Ehm...I'll try a bowl of corn soup then.

Amelia: And for you sir?

Stefano: No thanks, I'll just have that spaghetti.

Amelia: Okay, is that all?

Stefano: That's all for now I guess.

Amelia: Okay then. So, let me repeat your order.

Ehm...Chicken sandwich for you, also a bowl of corn cream soup, and also a glass of orange juice. And for you Sir, a plate of spaghetti and a cup of hot tea.

Okay, so my name is Amy, if you need anything, please call me. I'll be serving you this afternoon.

Felicia : Okay.

Amelia: Thank you

Again...pay more attention to the scene to answer question number one and two!

“What kinds of soups do you have? We have mushroom, chicken, and also corn cream soup, Madame.”

Question number 1

How many soups are there? (pause....)

Let's check the answer!

“We have mushroom, chicken and also corn cream soup, Madame”

There are **3** kinds of soups.

Question number 2.

What kinds of soups are there? (pause...)

Let's check the answer!

“We have mushroom, chicken, and also corn cream soup, Madame”

Are your answers correct so far?

For Question number 3-5, take a piece of paper and write down these sentences! You will hear the sentence twice!

Number 3:

“I'll have chicken sandwich please” 2x

Now check your answer!

“I'll have chicken sandwich please”

Number 4:

“I'll have a cup of tea” 2x

Now check your answer!

“I'll have a cup of tea”

Number 5:

“Chicken sandwich for you, also a bowl of corn cream soup” 2x

Now check your answer!

“Chicken sandwich for you, also a bowl of corn cream soup”

Are all your answers correct?

Now take a look at this short story. Remember, there are still questions waiting.

Situation

Amelia was taking out some groceries, when her roommate, Felicia, came.

Felicia : What did you buy?

Amelia: Ow...just our daily supplies that's all.

Felicia : Looks like lots of daily supplies.

Amelia: Yeah...

Felicia : What are they?

Amelia: Well, I bought a dozen of eggs, a loaf of bread, and two jars of jam

Felicia : two jars of jam?

Amelia: Uhuh...A jar of strawberry jam, your favorite, and a jar of chocolate jam my favorite.

Felicia : Ow...you're such a thoughtful room-mate

Amelia: I am...

Felicia : Haha Anything else for me?

Amelia: Sure. Two bars of chocolate

Felicia : good!

Amelia: Three packages of biscuits

Felicia : Ehem...Hm....

Amelia: Two bottles of milk

Felicia: That's cool.

Amelia: And a can of energy drink for me.

Felicia : Well...that's just great! Okay, let me help you to put them at the fridge, okay!

Amelia: Thank you

Felicia : Okay

Question number 1.

“Looks like LOTS of daily supplies. What are they?”

Well...I bought a dozen of eggs, a loaf of bread...”

How many eggs are there? (pause...)

Let's check the answer!

“Looks like LOTS of daily supplies. What are they?”

Well...I bought a **dozen** of eggs, a loaf of bread...”

Do you know that a dozen equals 12? So if your answer is twelve, you are right.

Question number 2.

“And two jars of jam?”

How many jars of jam are there? (pause...)

Let's check the answer!

“And **two** jars of jam?”

Question number 3.

“A jar of strawberry jam, your favorite, and a jar of chocolate jam my favorite.”

What kinds of jam are there? (pause...)

Let's check your answer!

“A jar of **strawberry jam**, your favorite, and a jar of **chocolate jam** my favorite.”

Are your answers correct so far?

For Question number 4 and 5, take a piece of paper and write down these sentences!
You will hear the sentence twice!

Number 4.

Three packages of biscuits 2x

Now check your answer!

Three packages of biscuits

Number 5.

Two bottles of milk 2x

Now check your answer!

Two bottles of milk

Are all your answers correct?

Now take a look at this short story. Remember, there are still questions waiting.

Monologue

Hi!

My name is Amelia.

Let me tell you a bit about my activities on Saturdays.

I don't go to school every Saturday, I wake up at seven, then I go for a swim at a nearby public pool. I usually finish swimming at 9, then I go home.

My best friend, Felicia, often calls me on Saturdays and we usually go to the mall for a movie. Sometimes, she just comes over to my house, or I come over to her house.

Well,

Felicia likes to cook. That's why sometimes when we don't go out, we spend most of the time in the kitchen. She teaches me how to cook.

In the evening, I always spend my time with my family. We sometimes eat out, then go shopping at Hypermart. Well...I guess that's what I usually do every Saturday.

How about you?

Question number 1.

“I don’t go to school on Saturdays”

Does she go to school on Saturdays? (pause....)

Let’s check the answer!

“I don’t go to school on Saturdays”

So the answer is NO, SHE DOESN’T

Question number 2.

“I wake up at seven”

What time does she wake up? (pause...)

Let’s check the answer!

“I wake up at seven”

Are your answers correct so far?

For Question number 3-5, take a piece of paper and write down these sentences! You will hear the sentence twice!

Number 3.

I usually finish swimming at 9. 2x

Now check your answer!

I usually finish swimming at 9

Number 4.

We usually go to the mall for a movie. 2x

Now check your answer!

We usually go to the mall for a movie

Number 5.

She teaches me how to cook. 2x

Now check your answer!

She teaches me how to cook

Are all your answers correct?

Now take a look at this short story. Remember, there are still questions waiting.

Situation:

Felicia just came back from Sydney. She is calling her friend, Amelia to come over to her house.

(speaking on the phone)

Felicia : Hello...Hi Mel...Hey...Yeah...I just reached home. I took the earliest flight from Sydney. Ow...Ok. Hey...listen...I brought you something.

Uhuh...Could you drop by this afternoon? Yeah...? Ow that's great. Okay, see you later then. Bye...

Felicia : Hey...Ow gosh...I miss you...

Amelia: Awwww...I miss you too...You've been away for the whole month

Felicia : Uhuh...

Amelia: Come on...tell me...How was Australia?

Felicia : Ow...It was wonderful!

I've seen so many beautiful places there, you know.

Amelia: Uhuh...

Felicia : I took a lot of pictures there.

Amelia: Really? Let me see it! Let me see it!

Felicia : Ok

Amelia: What is this building over here?

Felicia : Ow...That's the Central Bank of Australia

Amelia: Uhuh...

Felicia : I went there to accompany Mindy

Amelia: Mindy...

Felicia : Ehm...she wanted to withdraw some money

Amelia: Ow...so it was Mindy who took this picture?

Felicia : Uhuh...and after that, we went to the post office because she wanted to...to buy some stamps. I took a picture of that post office too. Here...

Amelia: Okay, so it's so...different with our post office here, isn't it?

Felicia : Uhuh...

(laughing...)

Felicia : And... this one... here...this is the police station.

Amelia: And what are you doing there in the police station? You rob a bank or something?

Felicia : Ow...Ha...ha...unlike those criminals. Well...I was just passing by. I met these two eh...policemen and I decided to take picture with them. It was actually on my way to church. Ow...speaking about the church...Ehm...I took the picture of the church as well. You have got to see this. It's so pretty. This one...see...

Amelia: Wow...it's so cool! Is this the cathedral?

Felicia : No...not even close.

Amelia: Ehm, wow!

Felicia : And this one too.

Amelia: Ow...that's cool

(phone rings)

Amelia: It's my mom.

Felicia : Ow...okay

Amelia: Hello...yes mom...Ow....my...I forgot that today's Wednesday.

Yeah okay, I'm going home now. Be there in fifteen minutes? Okay!

Ow...I'm sorry Flee, I forgot that today's Wednesday. I'm...I'm supposed to take my mom to the dentist.

Felicia : Ow...ok...Well...take care then.

Amelia: Yeah...I'm sorry

Felicia : Ow...wait...wait...here...I've got something for you. I bought this in Gold Coast.

Amelia: Ow...this is so cute. Thank you.

Felicia : You're welcome.

Amelia: Hey, is it okay if I drop by again here tomorrow?

Felicia : Ow...Sure

Amelia: Yeah...because I...I haven't seen all of those pictures.

Felicia : I'll be glad to show them to you

Amelia: Thank you. So, I'll see you tomorrow...?

Felicia : Sure. Ok...

Bye...

Question number 1.

“What is this building here? Ow...that’s the central bank in Australia”

What is that building? (pause...)

Let’s check the answer!

“What is this building here? Ow...that’s the central bank in Australia”

Question number 2.

“I even took a picture of the post-office. Here...It sure is different from our post office, isn’t it?”

Is the post office in Australia the same as ours? (pause....)

Let’s check the answer!

“I even took a picture of the post-office. Here...It sure is **different** from our post office, isn’t it?”

So...the answer is NO, IT ISN’T.

Are your answers correct so far?

For Question number 3-5, take a piece of paper and write down these sentences! You will hear the sentence twice!

Number 3.

What is this building over here? 2x

Now check your answer!

What is this building over here?

Number 4.

That’s the central bank in Australia. 2x

Now check your answer!

That’s the central bank in Australia

Number 5.

She wanted to withdraw some money. 2x

Now check your answer!

She wanted to withdraw some money

Are all your answers correct?

Now take a look at this short story. Remember, there are still questions waiting.

Monologue

Hello!

My name is Honey. I'm an adventurous bee.

I live in Kalimantan. Kalimantan is one of the five biggest islands in Indonesia besides Sulawesi, Java, Sumatera and Irian Jaya. I like to fly around. That's why I know what islands and countries surround Kalimantan. Come, let me show you!

Sulawesi is in the East of Kalimantan. In the South East, there's a smaller island called Flores. Java is in the South of Kalimantan. In the South West, I can still see Java, but only the West part of it. It's called West Java. Sumatera is in the West of Kalimantan. Some countries such as Malaysia, is in the North West of the island, while Brunei Darussalam is in the North, and Philippine is in the North East. You see...I know exactly where Kalimantan is. Do you know exactly where you are? Take your map and start mentioning what islands or countries that surround your island. Come on...It's Fun!

Question number 1.

“Sulawesi is in the East of Kalimantan.”

What is in the East of Kalimantan? (pause...)

Let's check the answer!

“Sulawesi is in the East of Kalimantan.”

Question number 2.

“Sumatera is in the West of Kalimantan.”

What is in the West of Kalimantan? (pause...)

Let's check the answer!

“Sumatera is in the West of Kalimantan.”

Question number 3.

“while Brunei Darussalam is in the North.”

What country is in the North of Kalimantan? (pause...)

Let's check the answer!

“while Brunei Darussalam is in the North.”

Are your answers correct so far?

For Question number 4 and 5, take a piece of paper and write down these sentences!

You will hear the sentence twice!

Number 4.

In the South East, there is a smaller island called Flores. 2x

Now check your answer!

In the South East, there is a smaller island called Flores.

Number 5.

Java is in the South of Kalimantan. 2x

Now check your answer!

Java is in the South of Kalimantan.

Are all your answers correct?

Now take a look at this short story. Remember, there are still questions waiting.

Situation

Felicia is sitting on a bench at a park. She was reading a letter, when her friend, Amelia came.

Amelia: Hey Flee.

Felicia : Hey...

Amelia: What's that you're reading?

Felicia : Ehm...It's a letter from Joe. You remember Joe, don't you?

Amelia: Your American friend?

Felicia : Uhuh...

Amelia: Uhm...what's he saying?

Felicia : Ehm...He's telling me how beautiful it is there right now. The flowers are blooming and the air is so cool.

Amelia: Well...It's May, so it's spring is it right now?

Felicia : Ehm...yes yes yes, it is. Americans and Europeans are lucky you know.

Amelia: Why is that?

Felicia : Because they have four seasons instead of two. Well...If only I live there, I would build snowmen in winter, have a picnic among the blooming flowers...in the spring, and watch the...watch the leaves turning into yellowish brown in the fall, and playing in the beach in the summer.

Amelia: Well...but, I prefer Indonesia though, I mean...two seasons are enough.

Felicia : Ow...and why is that?

Amelia: Well...let's say because Indonesia doesn't have winter, you know I don't have to spend more money to buy boots, scarves, thick jackets and also thick sweaters.

Felicia : Well...I think you're right. So...well...two seasons are enough then.

Amelia: Yeah sure....I'm always right.

(laughing)

Question number 1.

“Well it’s May”

What month is it? (pause...)

Let’s check the answer!

“Well it’s May”

Question number 2.

“Well, but I prefer Indonesia though, I mean two seasons are enough”

How many seasons are there in Indonesia?

Let’s check the answer!

“Well, but I prefer Indonesia though, I mean two seasons are enough”

Are your answers correct so far?

For Question number 3-5, take a piece of paper and write down these sentences! You will hear the sentence twice!

Number 3.

I would build snowmen in winter 2x

Now check your answer!

I would build snowmen in winter

Number 4.

Have a picnic among the blooming flowers 2x

Now check your answer!

Have a picnic among the blooming flowers

Number 5.

Play in the beach in the summer 2x

Now check your answer!

Play in the beach in the summer

Are all your answers correct?

Now take a look at this short story. Remember, there are still questions waiting.

Situation:

Felicia is calling Amelia to ask her to go to the mall with her.

Amelia: (coughing) Hello...

Felicia : Hello...may I speak to Amelia please...

Amelia: This is she (coughing)

Felicia : Amelia? I didn't recognize you. What's wrong with your voice?

Amelia: Uh....I think I got a flu (sneezing)

Felicia : Ow....what happen?

Amelia: I went swimming yesterday, I guess that's why (coughing)

Felicia : You went swimming yesterday? I thought it was raining the whole day yesterday?

Amelia: Yes it was, but I went anyway. And what's worst was...I got flat tire on my way home. I had to change (coughing) the tire in the middle of the rain.

Felicia : All by yourself?

Amelia: No, I called my brother to help me.

Felicia : And then...did you go home and had some rest after that?

Amelia: Well...(coughing) I went straight home after that...but...after I had a shower, my father showed up with durians. I was hungry at that time (coughing) so I ate too much. Later that night, I had a sore throat.

Felicia : Ow....I'm sorry to hear that. Well....I was about to ask you to accompany me to the mall, but...I think you'd better take a rest today.

Amelia: Yeah...I think I'd better. Thanks...

Felicia : Okay. Don't worry about it. I'll see you later then!

Amelia: Thank you

Felicia : Ok! Bye

Amelia: Bye

Question number 1.

***“Amelia? I didn’t recognize you. What’s wrong with your voice?
I think I got a flu.”***

Who was sick? (pause....)

Let’s check the answer!

***“Amelia? I didn’t recognize you. What’s wrong with your voice?
I think I got a flu.”***

Question number 2

“I went swimming yesterday”

Where did she go yesterday? (pause...)

Let’s check the answer!

“I went swimming yesterday”

Are your answers correct so far?

For Question number 3-5, take a piece of paper and write down these sentences! You will hear the sentence twice!

Number 3.

What’s wrong with your voice? 2x

Now check your answer!

What’s wrong with your voice?

Number 4.

I thought it was raining the whole day yesterday 2x

Now check your answer!

I thought it was raining the whole day yesterday

Number 5.

After I had a shower, my father showed up with durians 2x

Now check your answer!

After I had a shower, my father showed up with durians

Are all your answers correct?

Now take a look at this short story. Remember, there are still questions waiting.

Situation:

Felicia is at the airport. She is now at the check-in counter.

Amelia: Good morning!

Felicia : Good morning!

Amelia: May I have your ticket and passport please?

Felicia : Sure. Yeah

Amelia: Would you like to have aisle or window seat madame?

Felicia : I'd prefer window seat please

Amelia: How many luggages do you have?

Felicia : Just one

Amelia: Ehm...well...madame, we have a policy here in ROCKET AIR, that each passenger must only bring 20 kilograms maximum, and I'm afraid your luggage is uhm...over the maximum limit, it's 23 kilos.

Felicia : Ok...ow...what am I suppose to do then?

Amelia: Well, I'm afraid you have to pay for the rest 3 kilos

Felicia : Ok...so...how much should I pay?

Amelia: Let me check! It's seven dollars per kilo, so you have to pay 21 dollars total.

Felicia : Can I pay by credit card?

Amelia: Sure

Felicia : Ok

Amelia: Could you please sign here

Felicia : Ok

Amelia: So this is your passport, your ticket, and this is your boarding pass.

Amelia: Your seat is seven C. It's a window seat.

Felicia : Ok. Perfect

Amelia: Your boarding time is 11.15 at gate 17

Felicia : Ok. Perfect. Ok

Amelia: So...enjoy your flight!

Felicia : Thanks

Amelia: Next...

Question number 1.

“How many luggages do you have madamme? Only 1”

How many luggages are there? (pause...)

Let's check the answer!

“How many luggages do you have madamme? Only 1”

Question number 2.

“Well madamme, we have a policy here in Rocket Air”

What is the name of the airline?

Let's check the answer!

“Well madamme, we have a policy here in Rocket Air”

Are your answers correct so far?

For Question number 3-5, take a piece of paper and write down these sentences! You will hear the sentence twice!

Number 3.

So this is your passport, your ticket, and this is your boarding pass. 2x

Now check your answer!

So this is your passport, your ticket, and this is your boarding pass.

Number 4.

Your seat is 7C, it's a window seat.

Now check your answer!

Your seat is 7C, it's a window seat.

Number 5.

Your boarding time is 11.15 at gate 17.

Now check your answer!

Your boarding time is 11.15 at gate 17.

Are all your answers correct?

LESSON I

At The Restaurant

Question number 1

How many soups are there?

Question number 2.

What kinds of soups are there?

Number 3:

Number 4:

Number 5:

At The Kitchen

Question number 1

How many eggs are there?

Question number 2.

How many jars of jam are there?

Question number 3.

What kinds of jam are there?

Number 4:

Number 5:

LESSON II

Habits

Question number 1

Does she go to school on Saturdays?

Question number 2.

What time does she wake up?

Number 3:

Number 4:

Number 5:

LESSON III

Public Places

Question number 1

What is that building?

Question number 2.

Is the post office in Australia the same as ours?

Number 3:

Number 4:

Number 5:

LESSON IV

Compass

Question number 1

What is in the East of Kalimantan?

Question number 2.

What is in the West of Kalimantan?

Question number 3.

What country is in the North of Kalimantan?

Number 4:

Number 5:

LESSON V

Seasons

Question number 1

What month is it?

Question number 2.

How many seasons are there in Indonesia?

Number 3:

Number 4:

Number 5:

LESSON VI

Activities in the Past

Question number 1

Who was sick?

Question number 2.

Where did she go yesterday?

Number 3:

Number 4:

Number 5:

LESSON VIII

At the Airport

Question number 1

How many luggages are there?

Question number 2.

What is the name of the airline?

Number 3:

Number 4:

Number 5:

ASSESSMENT TABLE

1. Bagaimana menurut anda tentang materi pengajaran ini? [What do you think about this material?]	Sangat baik [Excellent] ()	Baik [Good] ()	Cukup [Average] ()	Kurang baik [Not good enough] ()	Buruk [Bad] ()
2. Bagaimana menurut anda tentang pertanyaan-pertanyaan pada tiap lesson? [What do you think about all the questions in each lesson?]	Sangat jelas [Very clear] ()	Jelas [Clear] ()	Agak kurang jelas, tapi masih dapat dimengerti [Not too clear but still comprehensible] ()	Tidak jelas [Not clear] ()	Sangat tidak jelas [Not clear at all] ()
3. Bagaimana kualitas gambar dan suara yang ada dalam materi ini? [What do you think about the pictures and the sounds quality in the material?]	Sangat jelas [Very clear] ()	Jelas [Clear] ()	Agak kurang jelas, tapi masih dapat dimengerti [Not too clear but still comprehensible] ()	Tidak jelas [Not clear] ()	Sangat tidak jelas [Not clear at all] ()

4. Bagaimana instruksi/perintah yang ada pada setiap lesson? [What do you think about the instruction in each lesson?]	Sangat jelas [Very clear] ()	Jelas [Clear] ()	Agak kurang jelas, tapi masih dapat dimengerti [Not too clear but still comprehensible] ()	Tidak jelas [Not clear] ()	Sangat tidak jelas [Not clear at all] ()
5. Bagaimana menurut anda tingkat kesulitan materi ini untuk siswa SD kelas 6? [How hard is this material for students of Elementary 6?]	Sangat sulit [Very difficult] ()	Sulit [Difficult] ()	Cukup [Perfect] ()	Mudah [Easy] ()	Sangat mudah [Very easy] ()

Suggestions & Comments:
