

CHAPTER V

CONCLUSION

After discussing each chapter in this thesis elaborately, the writer has come to this concluding chapter. The writer would like to give the summary of what has been discussed throughout this paper and she is also going to give some suggestions for English teachers to help their students minimize their errors in learning Elliptical Construction.

5.1 Summary

Seeing that the third year students of SMP YPPI-I Surabaya still have difficulties in Elliptical Construction, the writer is interested in doing this research to find out what type of errors and to analyze and determine the errors in order to interpret the causes of the errors.

This study was conducted in SMP YPPI-I Surabaya. From the analysis of the data, it is found that there are four types of errors made by the third year students, they are errors of substitution, omission, addition and wrong order.

There are three possible causes why the students made such errors; first, interlingual transfer, intralingual transfer and context of learning.

5.2 Suggestion

This study has shown that there are still a lot of errors made by the students in learning Elliptical

Construction. Therefore the writer would like to give the following suggestions for English teachers in order to be able to help the students minimize their errors in learning Elliptical Construction.

5.2.1 Suggestion for classroom teaching

Looking at the errors that the students have made, the writer would like to give suggestions of how to help students overcome such errors. The suggestions are given according to the following topics.

(a) Tenses

The writer sees that the most errors made by the students are related to "tenses". Most of them do not apply the rules of tenses given.

The suggestions are as follows:

- The teacher has to ask the students to memorize the irregular and regular verbs first because they are very important in tenses. Nowadays most of the students of SMP are not forced to memorize them. Therefore, there are a lot of students who do not know the form of irregular verbs well although they are already in the third year of SMP.

Actually the role of the teacher here is very important because the materials in SMP are considered to be basic. The students have to master various tenses well enough, so that when they continue their study in SMA or University, they can follow the

lessons well enough.

- The teacher has to give more exercises about mixed tenses.

For example:

Put the verbs in brackets in the correct tense.

1. Dogs (bark) and cat (miaow).
2. We (play) tennis together since last May.
3. Look! The oxen (eat) grass.
4. The fire (burn) at six o'clock yesterday morning.
5. The workmen (repair) the road when it (begin) to rain.

Put the verbs in brackets in the correct tense according to the signal given.

1. The baby (be) two years old last year.
(-)
(?)
2. John already (give) his homework to his teacher.
(-)
(?)
3. Yesterday afternoon the children (throw) a ball to my window.
(-)
(?)
4. We (have) dinner when the phone (ring).
(-)
(?)

(b) Singular-Plural


Actually this material is given in the first semester but the students of the third year of SMP do poorly in singular and plural forms of nouns.

The suggestions are as follow:


- The teacher should review a little about singular-plural in order to refresh their mind. It is done before the teacher explains Elliptical Construction.
- The teacher should give a little exercise about singular-plural forms of nouns.

For example:


Fill in the blanks with 'is' or 'are'




1. Those shoes.



2. This a basket.



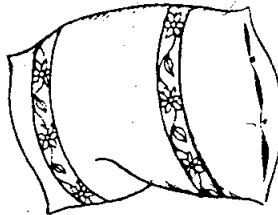
3. These flowers.



4. That an apple.



5. That a butterfly.



6. This a pillow.

Choose the correct word in the brackets.

1. Those(egg-eggs) are white.
2. Where are your (sock-socks)?
3. Are the (boy-boys) your friends?
4. These are (mosquito-mosquitoes).
5. Those girls are my (sister-sisters).

Change these sentences below into plural form.

1. This is an egg.
2. You are a postman.
3. Where is your tomato?
4. A goose is an animal.
5. That is my tie.

(c) Agreement

The students also made a lot of mistakes in agreement. Maybe they get confused or they still do not remember at all.

The suggestions are as follow:

- The teacher should review a little about the agreement when he wants to teach Elliptical Construction.
- The teacher should give more exercises about it.

For example:

Choose the correct word from the brackets.

1. The old man and his wife (has-have) four grandchildren.
2. Some children never (learn-learns) to write properly.
3. There (was-were) a big crowd outside the house.

Fill in the blanks with am-is-are-has or have.

1. John and Peter brothers.
2. The news very important.
3. The band finished its performance.
4. My class a new teacher.

5. We a double room which overlooks the park.

(d) **Conjunctions used in Elliptical Construction**

The students still get confused in applying 'too', 'so', 'either' and 'neither'.

The suggestions are as follows:

- The teacher should give more various exercises.

Not only completing the sentences but it is better to ask the students to join two sentences into a single sentence. Completing the dialogues are also necessary.

For example:

Fill in the blank using Elliptical Construction

1. I have to study hard and he
2. Bob has dinner with his family, andI
3. She didn't go to the market , andI
4. John and Mary never study hard and Susan
5. They have been swimming for two hours, and

Join these two sentences into a single sentence by using Elliptical Construction.

1. Billy likes to eat fried chicken.

Bonny likes to eat fried chicken.

2. Julia's brother doesn't like to get up early.

My brother doesn't like to get up early.

3. He has gone to Bali.

I have gone to Bali.

4. Allan can't play chess.

BIBLIOGRAPHY

- Brown, H. Douglas, Principles of Language Learning and Teaching, Englewood Cliffs: Prentice-Hall, Inc., 1980
- Corder, S.P., "The Significance of Learner's Errors", in Jack C. Richards, ed., Error Analysis, London, Longman Limited, 1974.
- Departemen Pendidikan dan Kebudayaan Republik Indonesia, Kurikulum Sekolah Menengah Atas (SMA), Garis-garis Besar Program Pengajaran, Bidang Studi: Bahasa Inggris, Jakarta, 1987.
- Dulay, Heidy, Marina Burt, Stephen Krashen, eds, Language Two New York, Oxford University Press, 1982.
- Daely, Marcus, Practical Grammar II, Unpublished Paper, Surabaya, Universitas Katolik Widya Mandala, 1980.
- Ellen, W. Stannard, Living English Structure, London, Longman.
- Ellis, Rod, Understanding Second Language Acquisition, New York, Oxford University Press, 1986.
- Keraf, Gorys, Diksi dan Gaya Bahasa, Jakarta, PT Gramedia, 1985.
- Michaelide, Nicos N, "Error Analysis: An Aid To Teaching", English Teaching Forum, Volume XXVIII, 1990.
- Paulston, Christina, "Grammar", Teaching English as a Second Language Techniques and Procedures, Great Britain: Cambridge Withdraw, 1976.
- Richard, Jack C, A Non Contrastive Approach to Error Analysis, Jack C. Richard ed., in Error Analysis: A Perspective on Second Language Acquisition, London, Longman Group Limited, 1974.
- Sharma, S.K, "Error Analysis: Why and How?", English Teaching Forum, Volume XIX, No:3, 1981.
- Tarigan, Hendry Guntur, Pengajaran Gaya Bahasa, Angkasa, Bandung, 1986.
- Tim Bimbingan Pekerjaan Rumah (PR), PR Bahasa Inggris untuk SMP I, Jakarta, Yudhistira, 1987.
- Thompson, A.J., A.V. Martinet, Practical English Grammar, Oxford: Oxford University Press, 1963.

Valette, Rebecca, Modern Language Testing, Harcourt Brace
Jovanovich, New York, New York Publishers, 1977.

