

Titiek Ernawati

COMPUTER VISION SYNDROME IN MEDICAL STUDENTS IN THE ERA OF THE COVID-19 PANDEMIC

 COMPUTER VISION SYNDROME IN MEDICAL STUDENTS IN THE ERA OF THE COVID-19 PANDEMIC

Document Details

Submission ID

trn:oid:::3618:120959899

Submission Date

Nov 11, 2025, 9:52 PM GMT+7

Download Date

Nov 11, 2025, 10:04 PM GMT+7

File Name

12.Computer_vision_syndrome_in_medical_.pdf

File Size

215.0 KB

6 Pages

2,653 Words

13,218 Characters

3% Overall Similarity

The combined total of all matches, including overlapping sources, for each database.





Filtered from the Report

- Bibliography
- Quoted Text




Exclusions

- 20 Excluded Sources
- 39 Excluded Matches

Match Groups

-  **7 Not Cited or Quoted** 3%
Matches with neither in-text citation nor quotation marks
-  **1 Missing Quotations** 0%
Matches that are still very similar to source material
-  **0 Missing Citation** 0%
Matches that have quotation marks, but no in-text citation
-  **0 Cited and Quoted** 0%
Matches with in-text citation present, but no quotation marks

Top Sources

- 2%  Internet sources
- 3%  Publications
- 2%  Submitted works (Student Papers)

Integrity Flags

0 Integrity Flags for Review

Our system's algorithms look deeply at a document for any inconsistencies that would set it apart from a normal submission. If we notice something strange, we flag it for you to review.

A Flag is not necessarily an indicator of a problem. However, we'd recommend you focus your attention there for further review.

Match Groups

- 7** Not Cited or Quoted 3%
Matches with neither in-text citation nor quotation marks
- 1** Missing Quotations 0%
Matches that are still very similar to source material
- 0** Missing Citation 0%
Matches that have quotation marks, but no in-text citation
- 0** Cited and Quoted 0%
Matches with in-text citation present, but no quotation marks

Top Sources

- 2% Internet sources
- 3% Publications
- 2% Submitted works (Student Papers)

Top Sources

The sources with the highest number of matches within the submission. Overlapping sources will not be displayed.

- 1

Internet

ht.journals.yorku.ca

<1%
- 2

Internet

www.gssrr.org

<1%
- 3

Student papers

University of Sheffield on 2021-05-04

<1%
- 4

Publication

Rishba Getzie Peter, Aida Giloyan, Tsovinar Harutyunyan, Varduhi Petrosyan. "Co...

<1%
- 5

Publication

Priya S, Harish. S. Krishna, Bamanian Bharat Kumar Veljbhai. "COMPARISON OF NE...

<1%
- 6

Internet

123dok.com

<1%
- 7

Publication

Darwin A. León-Figueroa, Joshuan J. Barboza, Abdelmonem Siddiq, Ranjit Sah et al...

<1%
- 8

Publication

Mohammed Iqbal, Hosam Elzembely, Ahmed Elmassry, Mervat Elgharieb, Ahmed ...

<1%

COMPUTER VISION SYNDROME IN MEDICAL STUDENTS IN THE ERA OF THE COVID-19 PANDEMIC

Nydia Ongalia¹⁾, Titiek Ernawati²⁾, Pauline Meryana³⁾

Corresponding Email: med.nydia.o.18@ukwms.ac.id

ABSTRACT

Introduction: In the era of the COVID-19 pandemic, there are pretty drastic lifestyle changes, one of which is in the field of education. A distance learning system (PJJ) increased the use of Visual Digital Terminal (VDT) such as computers, laptops, mobile phones, and tablets for lecture and non-lecture activities. This causes a group of problems in the eyes and sight called Computer Vision Syndrome. Some factors that cause Computer Vision Syndrome include long duration, the distance between the eyes and screen is not optimal, incorrect ergonomics, angle of vision above eye level, and using the air conditioner.

Aim: To analyze the factors that affect the incidence of Computer Vision Syndrome in students in the era of the COVID-19 pandemic.

Methods: This research uses a cross-sectional study with non-probability sampling techniques through consecutive sampling. The research period is online from July 31st to September 9th, 2021.

Result: Respondents who experienced Computer Vision Syndrome were 92 people out of a total of 147 respondents. Multivariate analysis with multiple logistic regressions showed that total duration, distance, and room temperature significantly affected Computer Vision Syndrome ($P < 0.05$), with the most dominant factor being the use of air conditioning (OR 6.214).

Conclusion: Factors that significantly affect the incidence of Computer Vision Syndrome in FKUKWMS students in the era of the COVID-19 pandemic with distance learning system are total duration, distance, and air conditioner use.

Keywords: *Computer Vision Syndrome, Visual Digital Terminal, Non-ocular factors.*

¹⁾ Student of Medical Faculty Widya Mandala Catholic University Surabaya

Email: med.nydia.o.18@ukwms.ac.id

²⁾ Department of Ophthalmology, Medical Faculty Widya Mandala Catholic University Surabaya

Email: titiek@ukwms.ac.id

³⁾ Department of Neurology, Medical Faculty Widya Mandala Catholic University Surabaya

INTRODUCTION

The application of an online learning system or known as the Distance Learning System (PJJ) in the era of the Coronavirus disease (COVID-19) pandemic has led to an increase in the use of electronic devices (Visual Digital Terminals) such as computers, laptops, handphone, and tablet. A visual Digital Terminal (VDT) is defined as a device formed by a Cathode Ray Tube (CRT), Liquid Crystal Display (LCD), or other forms of image projection technology that converts electrical signals into a visual display. This means VDT is a monitor screen that aims to convey information through images, photos, text, videos, and others.^{1,2} The result of a survey by APJII (Association of Indonesian Internet Service Providers) in 2019 and 2020 showed increased internet use.³ The use of VDT has led to an increase in the prevalence of Computer Vision Syndrome, a group of eye and vision problems due to prolonged use of VDT. Ganne et al. in 2020 reported that the prevalence of CVS was higher in online learning during COVID-19.²

Clinical manifestations of Computer Vision Syndrome include tired eyes, dry eyes, eye strain, blurred vision, double vision (*diplopia*), and musculoskeletal pain (neck, shoulders, and back pain). Until now, no risk factors explain the occurrence of CVS. Several factors can cause Computer Vision Syndrome, such as long duration of using VDT, close eye-screen distance, lighting, viewing angles, use of air conditioning, monitor screen display, refractive errors, use of contact lenses, and no breaks/rests when using electronic devices.^{4,5} This study aims to determine the factors influencing the incidence of Computer Vision Syndrome and the most dominant factors.

METHODS

This research is an observational analytic study with the cross-sectional method. Data were taken using the CVS-Q (Computer Vision Syndrome

Questionnaire) and characteristics of using the VDT questionnaire by google forms. A consecutive sampling technique was used to select the final study respondent. The minimum estimated sample in this study was 145 subjects, calculated using the *Lemeshow* formula.

The sample of this study were medical students from the Faculty of Medicine, Widya Mandala Catholic University, Surabaya, which used VDT for at least the last six months as the inclusion criteria. Responses were collected from July to September 2021. The total sample size was 147 subjects after the inclusion-exclusion selection process. Data were analyzed sequentially using multiple logistic regression (binary logistic) on SPSS.

RESULT

Table 1. Distribution of VDT usage

| No | Variable | n (%) |
|----------|----------------------------------|-------------|
| 1 | VDT Type | |
| | For Lecture | |
| | Computer | 5 (3,4%) |
| | Laptop | 137 (93,2%) |
| | Tablet/Ipad | 5 (3,4%) |
| | Handphone | - |
| | For Non-Lecture | |
| | Computer | - |
| | Laptop | 27 (18,4%) |
| | Tablet/Ipad | 20 (13,6%) |
| | Handphone | 100 (68%) |
| 2 | VDT Brand and Screen Size | |
| | For Lecture | |
| | Macbook 13" | 40 (27,2%) |
| | Asus 14-18" | 59 (40,1%) |
| | HP 14-15,6" | 19 (12,9%) |
| | Lenovo 14-15,6" | 13 (8,8%) |
| | Acer 14" | 7 (4,8%) |
| | iMac 24" | 3 (2%) |
| | Viewsonic 24" | 2 (1,4%) |
| | Ipad 9,7-11" | 4 (2,7%) |
| | Non-Lecture | |
| | Iphone 5,5-6,7" | 61 (41,5%) |
| | Samsung 6-7" | 19 (12,9%) |
| | Vivo 6" | 5 (3,4%) |
| | Oppo 6,5" | 11 (7,5%) |

| | | |
|----------|--------------------------|-------------|
| | Huawei 6,5" | 2 (1,4%) |
| | Xiaomi 6,5" | 1 (0,7%) |
| | Tablet/Ipad 9,7-12" | 20 (13,6%) |
| | (Apple, Samsung) | |
| | Laptop 13-15,6" | 27 (18,4%) |
| | (Acer, Asus, Lenovo, HP) | |
| 3 | Duration | |
| | For Lecture | |
| | 2-4 hours | - |
| | 4-6 hours | 21 (14,3%) |
| | 6-8 hours | 79 (53,7%) |
| | 8-10 hours | 35 (23,8%) |
| | >10 hours | 12 (8,2%) |
| | Non-Lecture | |
| | 2-4 hours | 32 (21,8%) |
| | 4-6 hours | 48 (32,7%) |
| | 6-8 hours | 26 (17,7%) |
| | 8-10 hours | 22 (15%) |
| | >10 hours | 19 (12,9%) |
| | Total Duration | |
| | 8-12 hours | 36 (24,5%) |
| | >12 hours | 111 (75,5%) |
| 4 | Dominant VDT | |
| | Computer/Laptop | 100 (68%) |
| | Tablet/Ipad | 8 (5,4%) |
| | Handphone | 39 (26,5%) |
| 5 | Viewing Distance | |
| | Optimal | 65 (44,2%) |
| | Not Optimal | 82 (55,8%) |
| 6 | Viewing Angles | |
| | Below the eye level | 120 (81,6%) |

| | | |
|----------|--------------------------------|-------------|
| | Above the eye level | 27 (18,4%) |
| 7 | Ergonomics | |
| | Sitting Position | |
| | Sitting | 146 (99,3%) |
| | Sleep/Lying | 1 (0,7%) |
| | Sitting Posture | |
| | Straighten | 73 (49,7%) |
| | Bend down | 74 (50,3%) |
| 8 | Use of Air Conditioning | |
| | Yes | 81 (55,1%) |
| | No | 66 (44,9%) |
| 9 | CVS | |
| | Yes | 92 (62,6%) |
| | No | 55 (37,4%) |

Table 2. CVS Symptoms Distribution

| Symptoms | n (%) | |
|-----------------------|------------|------------|
| | Yes | No |
| Headache | 80 (87%) | 12 (13%) |
| Itchy Eyes | 72 (78,3%) | 20 (21,7%) |
| Blurred Vision | 70 (76,1%) | 22 (23,9%) |
| Dry Eyes | 66 (71,7%) | 26 (28,3%) |
| Watery Eyes | 65 (70,7%) | 27 (29,3%) |

Table 3. Multivariate analysis and the relationship between variables with Computer Vision Syndrome

| Variable | Computer Vision Syndrome | | Total n (%) | Odds Ratio (95% CI) | P-Value (P<0,05) |
|-------------------------|--------------------------|------------|-------------|---------------------|------------------|
| | Yes | No | | | |
| Total Duration | | | | | |
| 8-12 hours | 11 (7,5%) | 25 (17%) | 36 (24,5%) | 5,06 (2,0:12,8) | 0,001* |
| >12 hours | 81 (55,1%) | 30 (20,4%) | 111 (75,5%) | | |
| Viewing Distance | | | | | |
| Optimal | 30 (20,4%) | 35 (23,8%) | 65 (44,2%) | 2,9 (1,3:6,6) | 0,009* |
| Not Optimal | 62 (42,2%) | 20 (13,6%) | 82 (55,8%) | | |
| Viewing Angles | | | | | |
| Below the eye level | 76 (51,7%) | 44 (29,9%) | 120 (81,6%) | 1,7 (0,5:5) | 0,693 |
| Above the eye level | 16 (10,9%) | 11 (7,5%) | 27 (18,4%) | | |
| Ergonomics | | | | | |

| | | | | | |
|--------------------------------|------------|------------|-------------|-------------------|--------|
| Sitting Position | | | | | |
| Sitting | 91 (61,9%) | 65 (37,4%) | 146 (99,3%) | - | 1 |
| Sleep/Lying | 1 (0,7%) | 0 (0%) | 1 (0,7%) | | |
| Sitting Posture | | | | | |
| Straighten | 42 (28,6%) | 31 (21,1%) | 73 (49,7%) | 0,7 | 0,499 |
| Bend down | 50 (34%) | 24 (16,3%) | 74 (50,3%) | (0,3:1,6) | |
| Use of Air Conditioning | | | | | |
| Yes | 66 (44,9%) | 15 (10,2%) | 81 (55,1%) | 6,2 (2,7:14,1) | 0,000* |
| No | 26 (17,7%) | 40 (27,2%) | 66 (44,9%) | | |

DISCUSSION

Among the 147 total respondents, 92 people were found to experience CVS, with the most common symptoms being headache (87%), itchy eyes (78.3%), blurred vision (76.1%), and dry eyes (71.7%). A previous study by Amit Mohan in 2020 also showed that the most common symptoms encountered by students doing online e-learning during the COVID-19 period were headache and itchy eyes.⁵

The types of VDT most used by respondents are laptops and handphones. A similar result was also found in a study by Mohammad Iqbal et al. in 2021. Most respondents used VDT for lecture and non-lecture activities for >12 hours a day, with 81 people who experienced CVS. The results of multivariate analysis with multiple logistic regression showed that duration significantly affected the incidence of Computer Vision Syndrome ($P=0.001$). The increase in duration in using VDT may be affected by the COVID-19 pandemic situation, resulting in limited activities outside and mostly online. There is a possibility that the respondents also use two devices (multitasking) which can increase the risk of CVS.⁵ Long duration will cause muscle tension and eye fatigue due to the re-focusing process and dry eye symptoms due to decreased blinking frequency and eye movement. Similar result by Ghufuran Abudawood in 2020, the longer the duration, the more frequent the symptoms and prevalence of CVS.⁶

This analysis shows that the viewing distance in using VDT, which respondents

dominantly use with most of the distance, does not significantly provide optimal results ($P=0.009$). This is in line with a study by Ghufuran Abudawood in 2020.⁶ The triad of near vision mechanisms includes accommodation, convergence, and miosis. Seeing at a close eye-screen distance causes an increase in eye accommodation and the work of the eye muscles, especially the ciliary muscles, to contract. In addition, there is a tendency for eyelid squinting, which causes increased work and blood flow to the orbicularis oculi muscle. This mechanism causes ocular symptoms such as tired eyes, heavy eyes, blurred vision, and headaches.^{7,8}

The majority of the respondents use VDT with the optimal viewing angles, which is below eye level. The American Optometric Association (AOA) recommends the viewing angle of the eye on the monitor screen 15° - 20° below the eye level. The screen position above the eye level causes respondents to tend to lift their heads so that musculoskeletal pain can occur, especially in the neck and trapezius muscles. In addition, it can cause a decrease in blinking frequency and extraocular muscle fatigue, which results in dry eyes and eye fatigue symptoms.⁷ The analysis result in this study showed that the viewing angle had no significant effect on CVS ($P=0.693$). This can be caused by more dominant factors such as duration, viewing distance, and use of air conditioning. Dwi Astuti and Ghufuran Abudawood 2020 reported the same result with this finding.^{6,9} However, these results

were contradicted by Mohammad Iqbal (2021), who found that viewing angle had a significant effect.¹⁰

Close eye-screen distance causes the body to be more forward and bent; it can cause muscle fatigue.¹¹ Most of the respondents in this study were sitting and staring at the monitor screen during lectures, and this study showed that the sitting position had no significant effect ($P=1$). Meanwhile, characteristics for the sitting posture, the majority of the respondents have a bent posture. This study showed that posture was significantly related in bivariate analysis but had no significant effect in multivariate analysis ($P=0.499$). This can be influenced by the presence of more dominant factors such as duration, viewing distance, and use of air conditioning. And there is a possibility that respondents may change their sitting posture while using VDT so that they do not maintain their bent posture while using VDT. A similar result was also reported by Ghufra Abudawood.⁶

The use of air conditioning can cause increased exposure to airflow to the eyes, so that tear evaporation also increases. AC also causes the room's humidity to decrease, affecting the eye surface's humidity. This process can cause dry eye symptoms.¹² The result of this study showed that air conditioning had a significant effect ($P=0.000$). Similar results were found in a study by Fauzia and Rani in 2018.¹² The factor of using AC has the highest Odds Ratio (OR) value of 6.214. This means that the most dominant factor that affects the incidence of Computer Vision Syndrome is the use of air conditioning. Respondents' activities can influence this during the pandemic, primarily online, and also from the weather factor in the surrounding environment, which tends to be hot. According to temperature measurements by *Accu weather*, Surabaya has an average daily temperature of 30° to 35°C (February to August).

CONCLUSION

Based on this study's results, 92 respondents (62.6%) experienced Computer Vision Syndrome, with the most common symptom being headache (87%). The analysis results in this study indicate the factors that significantly influence the incidence of Computer Vision Syndrome in medical students at Widya Mandala Catholic University in the era of the COVID-19 pandemic who participate in distance learning (PJJ) are total duration, viewing distances, and use of air conditioning. And the most dominant affecting factor is the use of air conditioning ($OR=6.214$).

ACKNOWLEDGEMENT

The writer/researcher thanked to:

1. Supervisors
2. Research respondents
3. Friends and family who always support

REFERENCES

1. Tomorrow H, Ghori A. Exposure to video display terminals and associated neuromuscular pain and discomfort in male and female undergraduate university students. 2015;3.
2. Ganne P, Najeeb S, Chaitanya G, Sharma A, Krishnappa NC. Digital eye strain epidemic amid COVID-19 pandemic—A cross-sectional survey. *Ophthalmic Epidemiol* [Internet]. 2020;
3. Mudawamah NS. Perilaku pengguna internet: studi kasus pada mahasiswa jurusan perpustakaan dan ilmu informasi Uin Maulana Malik Ibrahim. *J Kaji Perpust dan Inf* [Internet]. 2020;Vol. 4 No.(1):107–13.
4. Yang F, Dengan B, Computer K, Unnes W. Faktor yang berhubungan dengan keluhan computer vision syndrome (cvs) pada pekerja rental komputer di wilayah Unnes. *Unnes J Public Heal* [Internet]. 2015;4(3):48–57
5. Mohan A, Sen P, Shah C, Jain E, Jain S. Prevalence and risk factor

- assessment of digital eye strain among children using online e-learning during the COVID-19 pandemic: digital eye strain among kids (DESK study-1). BMC Ophthalmol [Internet]. 2020;69(1).
6. Abudawood GA, Ashi HM, Almarzouki NK. Computer vision syndrome among undergraduate medical students in King Abdulaziz University, Jeddah, Saudi Arabia. J Ophthalmol [Internet]. 2020;2020.
7. Alemayehu AM. Pathophysiologic mechanisms of computer vision syndrome and its prevention: review. World J Ophthalmol Vis Res [Internet]. 2019;2(5):1–7.
8. Mork R, Falkenberg HK, Fostervold KI, Thorud HMS. Visual and psychological stress during computer work in healthy, young females—physiological responses. Int Arch Occup Environ Health [Internet]. 2018;91(7):811–30.
9. Astuti D, Makaba S, Tingginehe RM, Ruru Y. The determinant factors affecting the event of computer vision syndrome (CVS) on helpdesk employees at PT .Telkom Access Papua in 2020. Int J Sci Basic Appl Res [Internet]. 2020;4531(March):17–34.
10. Iqbal M, Said O, Ibrahim O, Soliman A. Visual sequelae of computer vision syndrome: A cross-sectional case-control study. J Ophthalmol. 2021;2021.
11. Boadi-Kusi SB, Abu SL, Acheampong GO, Adueming POW, Abu EK. Association between poor ophthalmologic practices and computer vision syndrome among University Administrative Staff in Ghana. J Environ Public Health [Internet]. 2020;2020.
12. Sari FTA, Himayani R, Kedokteran F, Lampung U, Kedokteran MF, Lampung U. Faktor risiko terjadinya computer vision syndrome. Majority [Internet]. 2018;Vol.7 No.2(Maret):278–8.