

APPENDIX

APPENDIX

APPENDIX A

The Pre- and the Post-Test

I. Change the verbs in the brackets into the correct present progressive tense!

Number one is done for you.

1. Mary (water) her pink roses.

(*) Mary is watering her pink roses.

2. Daniel and his friends (play) soccer in the backyard.

(*)

3. Kirk (not study) mathematics diligently.

(*)

4. That monkey (climb) the banana tree.

(*)

5. You (eat) a slice of cheesecake?

(*)

6. We (not talk) to each other at this moment.

(*)

7. Mr. Steven (give) a speech to the third year students?

(*)

8. Nicole's parents (attend) the wedding ceremony in Kristus Raja church.

(*)

9. Those mice (not run) to the basement.

(*)

10. Audrey's aunt (sew) a beautiful gown for a birthday party next week.

(*)

11. These fish (swim) in a bog pond?

(*)

II. Correct or complete these ambiguous present progressive tense sentences!

Number one is done for you.

1. Louis baking chocolate cookies in the kitchen.
(*) Louis is baking chocolate cookies in the kitchen.
2. Carla are reading a poem for her mother.
(*)
3. Thomas is watching a horror movie?
(*)
4. They not dancing together in the party.
(*)
5. You writing a letter are for your pen friend.
(*)
6. Glenn singing on that stage?
(*)

III. Make your own sentences based on the word lists given below! Number one is done for you.

1. Wash
(*) Jane is washing the dishes after dinner.
2. Go
(*)
3. Ask
(*)
4. Draw
(*)
5. Ride
(*)
6. Do
(*)

APPENDIX B

The Lesson Plans

EXPERIMENTAL GROUP

LESSON PLAN

| | |
|-----------------|----------------------------|
| Education | : Elementary school |
| Subject | : English |
| Skill | : Grammar |
| Theme | : Tenses |
| Sub Theme | : Present Continuous Tense |
| Grade/Semester | : 4 / 1 |
| Time Allocation | : 1 x 40 minutes |

I. General Instructional Objectives (GIO)

Students are able to understand the information given about the affirmative sentences of the Present Continuous Tense.

II. Specific Instructional Objectives (SIO)

- Students are able to choose the correct sentences of the Present continuous Tense.
- Students are able to change the verbs in the brackets into the correct sentences of the Present Continuous sentences.
- Students are able to make sentences of the Present Continuous sentences based on the example.

III. Teaching Materials

A. Greeting

- "Good morning, students"
- "How are you today?"

B. Pre-Instructional Activities

- "Students, please take a look at the picture here!"
- "Now, pay attention to the underlined sentences carefully!"
- "I will write them on the whiteboard, and then you find the similarities from those sentences!"

C. Whilst-Instructional Activities

EXERCISES

I. Choose the correct sentences of the Present Continuous Tense!

1.



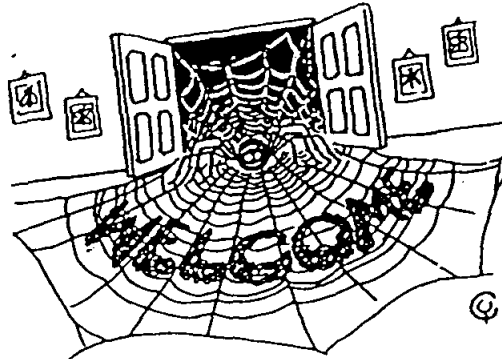
- (a) The painter is crossing Monalisa's mouth.
(b) The painter crossing Monalisa's mouth.

2.



- (a) "We are wear helmets for safety", say those birds.
 (b) "We are wearing helmets for safety", say those birds.

3.



- (a) "I am make a welcome mat", says the spider.
 (b) "I am making a welcome mat", says the spider.

4.



- (a) The man is fishing himself.
 (b) The man fishing himself.


5.



- (a) He is looking at himself at the mirror.
 (b) He is look at himself at the mirror.

- II. Change the verbs in the brackets into the correct sentences of the Present Continuous Tense!


Example:



The worm (read) an English dictionary.

*. The worm is reading an English dictionary.

1.



The frog and the worm (talk) each other.

*

2.



"Uhh... my foot (hang) upside down", says the old man.

*


3.



"I (spray) a paris perfume to keep me fresh", says the lady mouse.

*

4.



Joe Doe (cross) the street carefully.

*

5.



"You (attend) a couch potato club reunion", explains the president of the couch potato club.

*

C. Post-Instructional Activities

Make the sentences of the Present Continuous Tense based on the example below!

Example:



Cripple duck/walk/slowly

*. The cripple duck is walking slowly.


1.



Man/laugh/at those scary primitive tribes.

*


2.



Witches/dance/under the moonlight.

*


3.



Naughty children/make/the house messy.

*


4.



Waitress/bring out/the tuna sandwich.

*

5.



Dracula/show/his teeth to the dentist.

*

IV. Teaching Learning Activity

Approach : Communicative approach

Methods : Eclectic

Techniques : EGRA (Experience-Generalization-Reinforcement-Application)

B. The Step

| No. | Procedures | Skills | Teaching Learning Activities | | I/U | Time |
|-----|---------------------------------|--------------------------------|------------------------------------------------------------------------------|------------------------------|-----|------|
| | | | Teacher | Students | | |
| 1. | Greeting | Speaking Listening | Greets the students | Reply the teacher's greeting | U | 1' |
| 2. | Pre-Instructional Activities | Speaking | *) Asks the students to look at the humorous cartoons | Participate | U | 4' |
| | | Listening | *) Writes the sentences on the whiteboard | | | |
| | | Writing Reading | *) Asks the students to find the similarity of the sentences | | | |
| 3. | Whilst-Instructional activities | Reading Speaking Writing | *) Explains about the affirmative sentences of the Present Progressive Tense | *) Pay attention | U | 10' |

| | | | | | | |
|----|-------------------------------|---------------------------------------------|----------------------------------------------------------------------------------------------------------------------|-------------------------------------|-------|-----|
| | | listening | *) Asks the students to choose the correct sentences of the Present Progressive Tense | *) Choose the correct sentences | I | 5' |
| | | | *) Asks the students to change the verbs in the brackets into the correct sentences of the Present Progressive Tense | *) Change the verbs in the brackets | I | 5' |
| | | | *) Checks the answers by asking the students to write them on the whiteboard | *) Write their answers | U | 7' |
| 4. | Post-Instructional activities | Listening Reading Speaking Writing | *) Asks the students to make sentences of the Present Progressive Tense based on the example | *) Make sentences | I | 5' |
| | | | *) Checks the answers by asking the students to write them on the whiteboard | *) Write their answers | U | 3' |
| | | | | | Total | 40' |

V. Source and Material

A. Source : Puja, Herro.2003. Idiom-Idiom Unik. HARMONI.

B. Media : Visual-aids (Humorous picture)

VI. Answer Key

A. Pre-Instructional Activities

B. Whilst-Instructional Activities

I.

1. (a) The painter is crossing Monalisa's mouth.
2. (b) "We are wearing helmets for safety", say those birds.
3. (b) "I am making a welcome mat", says the spider.
4. (a) The man is fishing himself.
5. (a) He is looking at himself at the mirror.

II.

1. The frog and the wolf are talking each other
2. “Uhh...my foot is hanging upside down”, says the old man.
3. “I am spraying a Paris perfumed to keep me fresh”, says the lady mouse.
4. Joe Doe is crossing the street carefully.
5. “You are attending a couch potato club reunion”, explains the president of the couch potato club.

C. Post-Instructional Activities

1. The man is laughing at those scary primitive tribes.
2. The witches are dancing under the moonlight.
3. The naughty children are making the house messy.
4. The waitress is bringing out the tuna sandwich.
5. The Dracula is showing his teeth to the dentist.

EXPERIMENTAL GROUP

LESSON PLAN

| | |
|-----------------|----------------------------|
| Education | : Elementary school |
| Subject | : English |
| Skill | : Grammar |
| Theme | : Tenses |
| Sub Theme | : Present Continuous Tense |
| Grade/Semester | : 4 / 1 |
| Time Allocation | : 1 x 40 minutes |

I. General Instructional Objectives (GIO)

Students are able to comprehend the information given about the negative sentences of the Present Continuous Tense.

II. Specific Instructional Objectives (SIO)

- Students are able to change the affirmative sentences into the negative sentences of the Present Continuous Tense
- Students are able to change the verbs in the brackets into the correct sentences of the Present Continuous sentences.
- Students are able to make the affirmative and the negative sentences of the Present Continuous sentences based on the pictures and the verbs given.

III. Teaching Materials

A. Greeting

- "Good morning, students"
- "How are you today?"

B. Pre-Instructional Activities


- "Do you still remember about the affirmative sentences of the Present Progressive? Give some examples!"
- "Now, take a look at the picture here!"
- "What is the difference between the negative and the affirmative sentences of the Present Continuous Tense!"

C. Whilst-Instructional Activities

EXERCISES

- I. Change these affirmative sentences of the Present Continuous Tense into the negative sentences of the Present Continuous Tense!

Example:



The cat and the boy are shaking on the bed

- *. The cat and the boy are not shaking on the bed.



The bean is fishing the fish.



The shopkeeper is showing the direction.



The snakes are following the Scot.

4.



The Godzilla is eating the building.

*

5.




“We are watching a comedy film”, say the potato family.

*

II. Change the verbs in the brackets into the correct sentences of the Present Continuous Tense!


Example:



These lamps (not sleep) comfortably.

*. These lamps are not sleeping comfortably.

1.



Mr. David (not watch) television.

*


2.



Those flowers (not pull out) of the ground.

*


3.



The butterfly (freeze).

*

4.



The prisoners (hang) on the big tree.

*

5.



The horse (not furrow) the rice field.

*

C. Post-Instructional Activities

Make the negative sentences of the Present Continuous Tense based on the pictures and the verbs given!


Example:



Chew

*. Mrs. Glory is not chewing something.

1.



Drink

*


2.



Follow

*

3.



Tell

*

4.



Blow

*

5.



Dance

*

IV. Teaching Learning Activity

Approach : Communicative approach

Methods : Eclectic

Techniques : EGRA (Experience-Generalization-Reinforcement-Application)

B. The Step

| No. | Procedures | Skills | Teaching Learning Activities | | I/U | Time |
|-------|---------------------------------|---------------------------------------------|----------------------------------------------------------------------------------------------------------------------------------------------------------------------------------------------------------------------------------------------------------------------------------------------------------------------------------|-----------------------------------------------|--------|----------|
| | | | Teacher | Students | | |
| 1. | Greeting | Speaking Listening | Greets the students | Reply the teacher's greeting | U | 1' |
| 2. | Pre-Instructional Activities | Speaking Listening Writing Reading | *) Reviews the precedence lesson *) Asks the students to look at the humorous cartoons *) Asks the students to find the difference with the sentences of their precedence lesson | Participate | U | 4' |
| 3. | Whilst-Instructional activities | Reading | *) Explains about the negative sentences of the Present Progressive Tense | *) Pay attention | U | 5' |
| | | Speaking | *) Asks the students to change the affirmative sentences into the negative sentences of the Present Progressive Tense *) Asks the students to change the verbs in the brackets into the correct sentences of the Present Progressive Tense *) Checks the answers by asking the students to write them on the whiteboard | *) Change the sentences | I | 5' |
| | | Writing | | *) Change the verbs in the brackets | I | 5' |
| | | listening | | *) Write their answers | U | 10' |
| | | | | | | |
| 4. | Post-Instructional activities | Listening Reading Speaking Writing | *) Asks the students to make negative sentences of the Present Progressive Tense based on the cartoons humor and the verbs given *) Checks the answers by asking the students to write them on the whiteboard | *) Make sentences *) Write their answers | I U | 5' 5' |
| Total | | | | | | 40' |

V. Source and Material

A. Source : Puja, Herro.2003. Idiom-Idiom Unik. HARMONI.

B. Media : Visual-aids (Humorous picture)

VI. Answer Key

A. Pre-Instructional Activities

B. Whilst-Instructional Activities

I.

1. The bean is not fishing the fish.
2. The shopkeeper is not showing the direction.
3. The snakes are not following the Scot.
4. The Godzilla is not eating the buildings.
5. "We are not watching a comedy film", say the potato family.

II.

1. Mr. David is not watching television.
2. Those flowers are not pulling out of the ground.
3. The butterfly is not freezing.
4. The prisoners are not hanging on the big tree.
5. The horse is not furrowing the rice field.

C. Post-Instructional Activities

1. The snake is not drinking Coca-Cola.
2. The cats are not following the old lady.
3. Father is not telling something to us.
4. The cobra is not blowing the flute.
5. The man and the woman are not dancing in that party.

EXPERIMENTAL GROUP

LESSON PLAN

| | |
|-----------------|----------------------------|
| Education | : Elementary school |
| Subject | : English |
| Skill | : Grammar |
| Theme | : Tenses |
| Sub Theme | : Present Continuous Tense |
| Grade/Semester | : 4 / 1 |
| Time Allocation | : 1 x 40 minutes |

VII. General Instructional Objectives (GIO)

Students are able to know the information given about the interrogative sentences of the Present Continuous Tense.

VIII. Specific Instructional Objectives (SIO)

- Students are able to converse the sentences into the affirmative, negative, or interrogative sentences of the Present Continuous Tense.
- Students are able to make affirmative, negative and interrogative sentences of the Present Continuous sentences based on the cartoon humor and the verbs given.
- Students are able to correct or complete the ambiguous sentences of the Present Continuous Tense.

III. Teaching Materials

A. Greeting

- "Good morning, students"
- "How are you today?"

B. Pre-Instructional Activities


- “Do you still remember our precedence lesson about? Give some examples of the affirmative and negative sentences of the Present Continuous Tense!”
- “Now, pay attention to the picture here!”
- “Find the difference between the interrogative, the affirmative and negative sentences of the Present Continuous Tense!”

C. Whilst-Instructional Activities

EXERCISES


I. Conversion

Example:



- (+) The foreign tourist is touching the Pisa Tower.
- (-) The foreign tourist is not touching the Pisa Tower.
- (?) Is the foreign tourist touching the Pisa Tower.

1.



(+) That tallest building is breaking through the sky.

(-)

(?)

2.



(+)

(-) The man is not tickling the dinosaur's skeleton.

(?)

3.



(+)

(-)

(?) Is the doctor holding an extra large syringe?

4.



(+) The children are making soup of chicken.

(-)

(?)

5.



(+)


(-) The little angel says, "I am not throwing the halo to you."

(?)

II. Make the affirmative, negative, and interrogative sentences of the Present Continuous Sentences Tense based on the pictures and the verbs given!

(1 affirmative, 2 negative, and 2 interrogative sentences)


Example:



Fall down

*. The apple is falling down from the painting.

1.



Tear

*


2.



Fight

*

3.



Listen

*

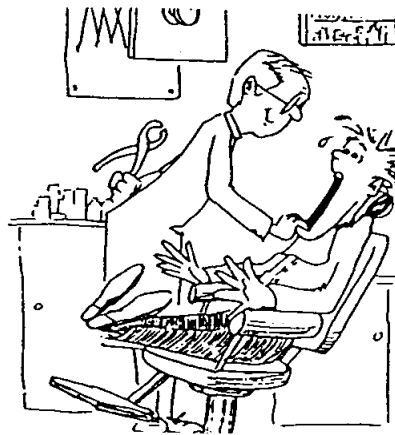
4.



Whip

*

5.



Hold

*

C. Post-Instructional Activities

Correct or complete these ambiguous sentences of the Present Continuous Tense!


Example:



Those little birds not walking in the air.

*. Those little birds are not walking in the air.


1.



The snakes are coming out by themselves?

*.


2.



The painter looking at himself proudly.

*.

3.



That old man's foot is not hang in the right way.

*


4.



The man laughing at the scary primitive tribes?

*

5.



The mother frog are blowing her own stomach.

*

IV. Teaching Learning Activity

Approach : Communicative approach

Methods : Eclectic

Techniques : EGRA (Experience-Generalization-Reinforcement-Application)

B. The Step

| No. | Procedures | Skills | Teaching Learning Activities | | I/U | Time |
|-----|---------------------------------|-----------------------|---------------------------------------------------------------------------------------------------------------------------------------------------------------------|------------------------------|-----|------|
| | | | Teacher | Students | | |
| 1. | Greeting | Speaking Listening | Greets the students | Reply the teacher's greeting | U | 1' |
| 2. | Pre-Instructional Activities | Speaking | *) Reviews the precedence lesson | Participate | U | 4' |
| | | Listening | *) Asks the students to look at the humorous cartoons | | | |
| | | Writing Reading | *) Asks the students to find the difference with the sentences Of their precedence lesson | | | |
| 3. | Whilst-Instructional activities | Reading | *) Explains about the interrogative sentences of the Present Progressive Tense | *) Pay attention | U | 5' |
| | | Speaking | *) Asks the students to converse the sentences into the affirmative, negative, or interrogative sentences of the Present Progressive Tense | *) Converse the sentences | I | 5' |
| | | Writing | *) Asks the students to make affirmative, negative, and interrogative sentences of the Present Progressive Tense based on the humorous cartoons and the verbs given | *) Make the sentences | I | 5' |
| | | listening | *) Checks the answers by asking the students to write | *) Write their answers | U | 10' |

| | | | | | | |
|----|-------------------------------|---------------------------------------------|------------------------------------------------------------------------------------------------------------------------------------------------------------------------------------------|--------------------------------------------------------------------|------------|--------------|
| | | | them on the whiteboard | | | |
| 4. | Post-Instructional activities | Listening Reading Speaking Writing | *) Asks the students to correct Or complete the ambiguous sentences of the Present Progressive Tense *) Checks the answers by asking the students to write them on the whiteboard | *) Correct or complete the sentences *) Write their answers | I U | 5' 5' |
| | | | | | Total | 40' |

V. Source and Material

A. Source : Puja, Herro.2003. Idiom-Idiom Unik. HARMONI.

B. Media : Visual-aids (Humorous picture)

VI. Answer Key

A. Pre-Instructional Activities

B. Whilst-Instructional Activities

I.

1. (-) That tallest building is not breaking through the sky.
(?) Is that tallest building breaking the sky?
2. (+) The man is tickling the dinosaur's skeleton
(?) Is the man tickling the dinosaur's skeleton?
3. (+) The doctor is holding an extra large syringe
(-) The doctor is not holding an extra large syringe.
4. (-) The children are not making soup of chicken.
(?) Are the children making soup of chicken?
5. (+) The little angel says, "I am throwing the halo to you"
(?) The little angel says, "Am I throwing the halo to you?"

II.

1. The worm is tearing the book.
2. Are the cat and the dog fighting each other?
3. They are not listening to that loud music.
4. Is the mouse whipping the cat?
5. The doctor is not holding a syringe.

C. Post-Instructional Activities

1. Are the snakes coming out by themselves?
2. The painter is looking at himself proudly.
3. The old man's foot is not hanging in the right way.
4. Is the man laughing at the scary primitive tribes?
5. The mother frog is blowing her own stomach.

LESSON PLAN

| | |
|-----------------|----------------------------|
| Education | : Elementary school |
| Subject | : English |
| Skill | : Grammar |
| Theme | : Tenses |
| Sub Theme | : Present Continuous Tense |
| Grade/Semester | : 4 / 1 |
| Time Allocation | : 1 x 40 minutes |

I. General Instructional Objectives (GIO)

Students are able to understand the information given about the affirmative sentences of the Present Continuous Tense.

II. Specific Instructional Objectives (SIO)

- Students are able to choose the correct sentences of the Present continuous Tense.
- Students are able to change the verbs in the brackets into the correct sentences of the Present Continuous sentences.
- Students are able to make sentences of the Present Continuous sentences based on the example.

III. Teaching Materials

A. Greeting

- "Good morning, students"
- "How are you today?"

B. Pre-Instructional Activities

- “Students, please pay attention to the sentences here!”
- “Find the similarities from those sentences!”

C. Whilst-Instructional Activities

EXERCISES

I. Choose the correct sentences of the Present Continuous Tense!

1. (a) The painter is crossing Monalisa’s mouth.
(b) The painter crossing Monalisa’s mouth.
2. (a) “We are wear helmets for safety”, say those birds.
(b) “We are wearing helmets for safety”, say those birds.
3. (a) I am make a welcome mat”, says the spider.
(b) I am making a welcome mat”, says the spider.
4. (a) The man is fishing himself.
(b) The man fishing himself.
5. (a) He is looking at himself at the mirror.
(b) He is look at himself at the mirror.

II. Change the verbs in the brackets into the correct sentences of the Present Continuous Tense!

Example: The worm (read) an English dictionary.

*. The worm is reading an English dictionary.

1. The frog and the worm (talk) each other.
*.
2. “Uhh... my foot (hang) upside down”, says the old man.
*.
3. “I (spray) a Paris perfume to keep me fresh”, says the lady mouse.
*.
4. Joe Doe (cross) the street carefully.
*.

5. “You (attend) a couch potato club reunion”, explains the president of
The couch potato club.

*

C. Post-Instructional Activities

Make the sentences of the Present Continuous Tense based on the example below!

Example: Cripple duck/walk/slowly

*. The cripple duck is walking slowly.

1. Man/laugh/at those scary primitive tribes.

*

2. Witches/dance/under the moonlight.

*

3. Naughty children/make/the house messy.

*

4. Waitress/bring out/the tuna sandwich.

*

5. Dracula/show/his teeth to the dentist.

*

IV. Teaching Learning Activity

Approach : Communicative approach

Methods : Eclectic

Techniques : EGRA (Experience-Generalization-Reinforcement-Application)

B. The Step

| No. | Procedures | Skills | Teaching Learning Activities | | I/U | Time |
|-----|---------------------------------|---------------------------------------------|----------------------------------------------------------------------------------------------------------------------|-------------------------------------|-----|------|
| | | | Teacher | Students | | |
| 1. | Greeting | Speaking Listening | Greets the students | Reply the teacher's greeting | U | 1' |
| 2. | Pre-Instructional Activities | Speaking Listening Writing Reading | *) Write some affirmative sentences of the Present Progressive Tense on the whiteboard | Participate | U | 5' |
| | | | *) Asks the students to find the similarity of the sentences | | | |
| 3. | Whilst-Instructional activities | Reading Speaking Writing listening | *) Explains about the affirmative sentences of the Present Progressive Tense | *) Pay attention | U | 10' |
| | | | *) Asks the students to choose the correct sentences of the Present Progressive Tense | *) Choose the correct sentences | I | 5' |
| | | | *) Asks the students to change the verbs in the brackets into the correct sentences of the Present Progressive Tense | *) Change the verbs in the brackets | I | 5' |
| | | | *) Checks the answers by asking the students to write them on the whiteboard | *) Write their answers | U | 7' |
| | | | *) Asks the students to make sentences of the Present Progressive Tense based on the example | *) Make sentences | I | 5' |
| 4. | Post-Instructional activities | Listening Reading Speaking Writing | *) Checks the answers by asking the students to write them on the whiteboard | *) Write their answers | U | 3' |
| | | | | | | |

V. Source and Material

A. Source : Puja, Herro.2003. Idiom-Idiom Unik. HARMONI.

B. Media : Visual aids (Humorous picture)

VI. Answer Key

A. Pre-Instructional Activities

B. Whilst-Instructional Activities

I.

1. (a) The painter is crossing Monalisa's mouth.
2. (b) "We are wearing helmets for safety", say those birds.
3. (b) "I am making a welcome mat", says the spider.
4. (a) The man is fishing himself.
5. (a) He is looking at himself at the mirror.

II.

1. The frog and the wolf are talking each other
2. "Uhh...my foot is hanging upside down", says the old man.
3. "I am spraying a Paris perfumed to keep me fresh", says the lady mouse.
4. Joe Doe is crossing the street carefully.
5. "You are attending a couch potato club reunion", explains the president of the couch potato club.

C. Post-Instructional Activities

1. The man is laughing at those scary primitive tribes.
2. The witches are dancing under the moonlight.
3. The naughty children are making the house messy.
4. The waitress is bringing out the tuna sandwich.
5. The Dracula is showing his teeth to the dentist.

LESSON PLAN

| | |
|-----------------|----------------------------|
| Education | : Elementary school |
| Subject | : English |
| Skill | : Grammar |
| Theme | : Tenses |
| Sub Theme | : Present Continuous Tense |
| Grade/Semester | : 4 / 1 |
| Time Allocation | : 1 x 40 minutes |

I. General Instructional Objectives (GIO)

Students are able to comprehend the information given about the negative sentences of the Present Continuous Tense.

II. Specific Instructional Objectives (SIO)

- Students are able to change the affirmative sentences into the negative sentences of the Present Continuous Tense
- Students are able to change the verbs in the brackets into the correct sentences of the Present Continuous sentences.
- Students are able to make the affirmative and the negative sentences of the Present Continuous sentences based on the verbs given.

III. Teaching Materials

A. Greeting

- "Good morning, students"
- "How are you today?"

B. Pre-Instructional Activities

- “Do you still remember about the affirmative sentences of the Present Continuous Tense? Give some examples!”
- “Now, pay attention to the sentences here!”
- “What is the difference between the negative and the affirmative sentences of the Present Continuous Tense!”

C. Whilst-Instructional Activities

EXERCISES

- I. Change these affirmative sentences of the Present Continuous Tense into the negative sentences of the Present Continuous Tense!

Example: The cat and the boy are shaking on the bed

*. The cat and the boy are not shaking on the bed.

1. The bean is fishing the fish.

.*.

2. The shopkeeper is showing the direction.

.*.

3. The snakes are following the Scot.

.*.

4. The Godzilla is eating the building.

.*.

5. “We are watching a comedy film”, say the potato family.

.*.

- II. Change the verbs in the brackets into the correct sentences of the Present Continuous Tense!

Example: These lamps (not sleep) comfortably.

*. These lamps are not sleeping comfortably.

1. Mr. David (not watch) television.
*.
2. Those flowers (not pull out) of the ground.
*.
3. The butterfly (freeze).
*.
4. The prisoners (hang) on the big tree.
*.
5. The horse (not furrow) the rice field.
*.

C. Post-Instructional Activities

Make the negative sentences of the Present Continuous Tense based on the pictures and the verbs given!

Example: Chew

*. Mrs. Glory is not chewing something.

1. Drink
*.
2. Follow
*.
3. Tell
*.
4. Blow
*.
5. Dance
*.

IV. Teaching Learning Activity

Approach : Communicative approach

Methods : Eclectic

Techniques : EGRA (Experience-Generalization-Reinforcement-Application)

B. The Step

| No. | Procedures | Skills | Teaching Learning Activities | | I/U | Time |
|-----|---------------------------------|--------------------------------|----------------------------------------------------------------------------------------------------------------------------------------------------------------|-------------------------------------|-----|------|
| | | | Teacher | Students | | |
| 1. | Greeting | Speaking Listening | Greets the students | Reply the teacher's greeting | U | 1' |
| 2. | Pre-Instructional Activities | Speaking | *) Reviews the precedence lesson | Participate | U | 4' |
| | | Listening | | | | |
| | | Writing Reading | *) Write some negative sentences of the Present Progressive Tense *) Asks the students to find the difference with the sentences of their precedence lesson | | | |
| 3. | Whilst-Instructional activities | Reading | *) Explains about the negative sentences of the Present Progressive Tense | *) Pay attention | U | 5' |
| | | Speaking | | | | |
| | | Writing | | | | |
| | | listening | *) Asks the students to change the affirmative sentences into the negative sentences of the Present Progressive Tense | *) Change the sentences | I | 5' |
| | | | *) Asks the students to change the verbs in the brackets into the correct sentences of the Present Progressive Tense | *) Change the verbs in the brackets | I | 5' |
| | | | *) Checks the answers by asking the students to write them on the whiteboard | *) Write their answers | U | 10' |
| | | | | | | |
| 4. | Post-Instructional activities | Listening | *) Asks the students to make negative sentences of the Present Progressive Tense based on the verbs given | *) Make sentences | I | 5' |
| | | Reading Speaking Writing | *) Checks the answers by | *) Write their answers | U | 5' |

| | | | | |
|--|--|-----------------------------------------------------|-------|-----|
| | | asking the students to write them on the whiteboard | | |
| | | | Total | 40' |

V. Source and Material

A. Source : Puja, Herro.2003. Idiom-Idiom Unik. HARMONI.

B. Media : Visual aids (Humorous picture)

VI. Answer Key

A. Pre-Instructional Activities

B. Whilst-Instructional Activities

I.

1. The bean is not fishing the fish.
2. The shopkeeper is not showing the direction.
3. The snakes are not following the Scot.
4. The Godzilla is not eating the buildings.
5. We are not watching a comedy film”, say the potato family.

II.

1. Mr. David is not watching television.
2. Those flowers are not pulling out of the ground.
3. The butterfly is not freezing.
4. The prisoners are not hanging on the big tree.
5. The horse is not furrowing the rice field.

C. Post-Instructional Activities

1. The snake is not drinking Coca-Cola.
2. The cats are not following the old lady.
3. Father is not telling something to us.
4. The cobra is not blowing the flute.

5. The man and the woman are not dancing in that party

LESSON PLAN

| | |
|-----------------|----------------------------|
| Education | : Elementary school |
| Subject | : English |
| Skill | : Grammar |
| Theme | : Tenses |
| Sub Theme | : Present Continuous Tense |
| Grade/Semester | : 4 / 1 |
| Time Allocation | : 1 x 40 minutes |

I. General Instructional Objectives (GIO)

Students are able to know the information given about the interrogative sentences of the Present Continuous Tense.

II. Specific Instructional Objectives (SIO)

- Students are able to converse the sentences into the affirmative, negative, or interrogative sentences of the Present Continuous Tense.
- Students are able to make affirmative, negative and interrogative sentences of the Present Continuous sentences based on the verbs given.
- Students are able to correct or complete the ambiguous sentences of the present Continuous Tense.

III. Teaching Materials

A. Greeting

- "Good morning, students"
- "How are you today?"

B. Pre-Instructional Activities

- “Do you still remember our precedence lesson about? Give some examples of the affirmative and negative sentences of the Present Continuous Tense!”
- “Now, pay attention to the sentences here!”
- “Find the difference between the interrogative, the affirmative and negative sentences of the Present Continuous Tense!”

C. Whilst-Instructional Activities

EXERCISES

I. Conversion

Example: (+) The foreign tourist is touching the Pisa Tower.

(-) The foreign tourist is not touching the Pisa Tower.

(?) Is the foreign tourist touching the Pisa Tower?

1. (+) That tallest building is breaking through the sky.

(-)

(?)

2. (+)

(-) The man is not tickling the dinosaur’s skeleton.

(?)

3. (+)

(-)

(?) Is the doctor holding an extra large syringe?

4. (+) The children are making soup of chicken.

(-)

(?)

5. (+)

(-) The little angel says, “I am not throwing the halo to you.”

(?)

- II. Make the affirmative, negative, and interrogative sentences of the Present Continuous Sentences Tense based on the verbs given!
(1 affirmative, 2 negative, and 2 interrogative sentences)

Example: Fall down

*. The apple is falling down from the painting.

1. Tear

*.

2. Fight

*.

3. Listen

*.

4. Whip

*.

5. Hold

*.

C. Post-Instructional Activities

Correct or complete these ambiguous sentences of the Present Continuous Tense!

Example: Those little birds not walking in the air.

*. Those little birds are not walking in the air.

1. The snakes are coming out by themselves?

*.

2. The painter looking at himself proudly.

*.

3. That old man's foot is not hang in the right way.

*.

4. The man laughing at the scary primitive tribes?

*.

5. The mother frog is blowing her own stomach.

*.

IV. Teaching Learning Activity

Approach : Communicative approach

Methods : Eclectic

Techniques : EGRA (Experience-Generalization-Reinforcement-Application)

B. The Step

| No. | Procedures | Skills | Teaching Learning Activities | | I/U | Time |
|-----|---------------------------------|-----------------------|--------------------------------------------------------------------------------------------------------------------------------------------|--------------------------------------|-----|------|
| | | | Teacher | Students | | |
| 1. | Greeting | Speaking Listening | Greets the students | Reply the teacher's greeting | U | 1' |
| 2. | Pre-Instructional Activities | Speaking | *) Reviews the precedence lesson | Participate | U | 4' |
| | | Listening | *) Write some interrogative sentences of the Present progressive Tense | | | |
| | | Writing Reading | *) Asks the students to find the difference with the sentences of their precedence lesson | | | |
| 3. | Whilst-Instructional activities | Reading | *) Explains about the interrogative sentences of the Present Progressive Tense | *) Pay attention | U | 5' |
| | | Speaking | *) Asks the students to converse the sentences into the affirmative, negative, or interrogative sentences of the Present Progressive Tense | *) Converse the sentences | I | 5' |
| | | Writing | *) Asks the students to make affirmative, negative, and interrogative sentences of the Present Progressive Tense based on the verbs given | *) Make the sentences | I | 5' |
| | | listening | *) Checks the answers by asking the students to write them on the whiteboard | *) Write their answers | U | 10' |
| 4. | Post-Instructional activities | Listening Reading | *) Asks the students to correct or complete the ambiguous | *) Correct or complete the sentences | I | 5' |

| | | | | | | |
|--|--|----------|------------------------------------------------------------------------------|------------------------|-------|-----|
| | | Speaking | sentences of the Present | | | |
| | | Writing | Progressive Tense | | | |
| | | | *) Checks the answers by asking the students to write them on the whiteboard | *) Write their answers | U | 5' |
| | | | | | Total | 40' |

V. Source and Material

A. Source : Puja, Herro.2003. Idiom-Idiom Unik. HARMONI.

B. Media : Visual aids (Humorous picture)

VI. Answer Key

A. Pre-Instructional Activities

B. Whilst-Instructional Activities

I.

1. (-) That tallest building is not breaking through the sky.
(?) Is that tallest building breaking the sky?
2. (+) The man is tickling the dinosaur's skeleton
(?) Is the man tickling the dinosaur's skeleton?
3. (+) The doctor is holding an extra large syringe
(-) The doctor is not holding an extra large syringe.
4. (-) The children are not making soup of chicken.
(?) Are the children making soup of chicken?
5. (+) The little angel says, "I am throwing the halo to you"
(?) The little angel says, "Am I throwing the halo to you?"

II.

1. The worm is tearing the book.
2. Are the cat and the dog fighting each other?
3. They are not listening to that loud music.
4. Is the mouse whipping the cat?


5. The doctor is not holding a syringe.

C. Post-Instructional Activities


1. Are the snakes coming out by themselves?
2. The painter is looking at himself proudly.
3. The old man's foot is not hanging in the right way.
4. Is the man laughing at the scary primitive tribes?
5. The mother frog is blowing her own stomach.

APPENDIX C

The Humorous Cartoons



The nanny is smiling at the
children.



That owl is reading a book
of fairy tales before
sleeping.

Oops... the chicken for your dinner is flying out of this restaurant.






Today, I am not
examining anyone.
I am examining myself



The dog is not barking at the cat, but the cat is roaring at the dog.



That fat girl is not holding a
fat glass of ice cream.




Are those men clapping
their hands?



Is the mummy yawning?

Wow... are you
lifting me up?



PERPUSTAKAAN
Universitas Katolik Widya Mandala
SURABAYA